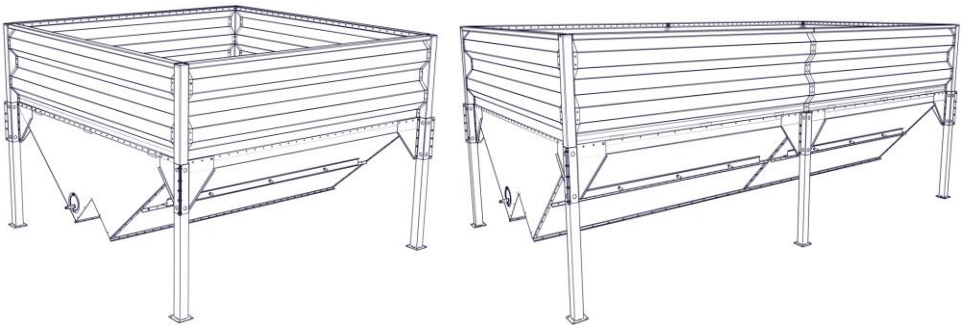

Elementtikaatoaltaat
Element intake hoppers

Asennus- ja varaosakirja
Assembly manual and spare parts book

103606, 103985, 103630, 108508, 108515, 108525, 107612, 104124, 108535, 108385_1, 108526, 107813_1, 107845, 108536, 107813_3

ID: D02364| REV: 2022C
MEPU OY

Sisällysluettelo / Table of contents

1. Asennuksessa huomioitavaa 6
   1.1. Yleinen turvallisuus 6
   1.2. Kokoonpanon turvallisuus 7
   1.3. Asennus 7
   1.4. Käyttöön liittyvä turvallisuus 7
1. To be considered during installation 8
   1.1. General safety 8
   1.2. Installation safety 9
   1.3. Installation 9
   1.4. Safety in use 9

2. Kokoaminen 11
   2.1. Kiristysmomentit 11
   2.2. Kaatoaltaat E20 ja E30 12
   2.3. Kaatoaltaat E40, E50 ja E60 16
      2.3.1. Kuljettimen sijoitus ja suojalevyt 20
2. Assembly 10
   2.1. Tightening torque 10
   2.2. Intake hoppers E20 and E30 11
   2.3. Intake hoppers E40, E50 and E60 16
      2.3.1. Positioning of the conveyor and guide plates 20

3. Varaosakirja / Spare parts book 22
   3.1. KTG 60T (103606C) 22
   3.2. KTIG 30-40 80T (108525A) 25
   3.3. KTIG 40-40 100T (108526A) 28
   3.4. KTG 60T (103985B) 31
   3.5. KTIG 30-40 80T (107612D) 34
   3.6. KTIG 40-40 100T (107813_1D) 37
   3.7. KTG 60T (103630E) 40
   3.8. KTIG 30-40 80T (104124D) 44
   3.9. KTIG 40-40 100T (107845D) 47
   3.10. KTG 60T (108508B) 50
   3.11. KTIG 30-40 80T (108535A) 54
   3.12. KTIG 40-40 100T (108536A) 58
   3.13. KTG 60T (108515B) 62
   3.14. KTIG 30-40 80T (108385_1B) 66
   3.15. KTIG 40-40 100T (107813_3D) 70

Alkusanat

Kiitämme Teitä siitä, että olette valinnut Mepu Oy:n valmistaman laadukkaan tuotteen.

Tutustukaa huolellisesti tähän käyttöohjeeseen ja muihin mukana toimitettaviin ohjeisiin, sillä laitteen täydellinen tuntemus, oikeat säädöt, erilaiset käyttötilanteet, huolellinen huolto ja hoito takaavat sekä käyttäjän turvallisuuden että laitteen luotettavan toiminnan.

Pidä tämä manuaali saatavilla ja tutustu siihen uuden henkilöstön kanssa. Jos tarvitset lisätietoja tai apua, ota yhteyttä jälleenmyyjääsi tai Mepu Oy:n huoltonumeroon.

Introduction

Thank you for choosing a product manufactured by Mepu Oy.

Knowing the technology and how the equipment functions is a prerequisite for safe and economical use. Read this manual carefully, because knowing the product thoroughly, its correct settings, various usage situations, proper care and maintenance ensure the safety of an operator as well as reliable functioning of the product.

1. Asennuksessa huomioitavaa

1.1. Yleinen turvallisuus

Tärkeää: Yleinen turvallisuusosio sisältää ohjeita, jotka liittyvät kaikkiin turvallisuuskäytäntöihin. Tiettyyn erityisalueeseen (esim. kokoamisturvallisuus) liittyvät ohjeet löytyvät vastaavasta osiosta.

Hyvä turvallisuus ei yksin suojaa sinua vaan myös ympäröiviä ihmisiä. Ota nämä käytännön asiat osaksi jokapäiväistä tekemistä.

- Lue ja ymmärrä kaikki turvaohjeistukset, turvakuvioinnit ja ohje(et) ennen laitteen kokoamista tai käyttöä.
- Vain koulutettujen ja pätevien ihmisten tulee operoida tai käyttää tuotetta. Kouluttamaton käyttäjä ei ole pätevä käsittelemään laitetta.
- Pidä ensiaputarpeet saatavilla mahdollista tarvetta varten ja varmistu, että osaat käyttää niitä.
- Hanki paikalle palosammutin onnettomuuksien varalle. Säilytä sitä näkyvällä paikalla.
- Älä päästä lapsia tai muita ulkopuolisia henkilöitä työskentelyalueelle.
- Käytä asianmukaista suojavarustusta. Tämä lista ei ole täydellinen:
    - suojakypärä
    - liukuesteillä varustetut suojajalkineet
    - suojalasit
    - kuulosuojaimet
- Sähkölaitteiden osalta: ennen huoltoa, säätöjä tai korjauksia irrota pistokkeet, aseta kaikki kytkimet neutraaliin tai off-asentoon, pysäytä moottori, poista virta-avain tai kytke pois virtalähde ja odota että kaikki liikkuvat osat pysähtyvät.
- Käy turvaohjeet läpi kaikkien tuotetta käyttävien henkilöiden kanssa ennen tuotteen käyttöönottoa ja kerran vuodessa.
- Noudata hyviä työskentelyalueen käytäntöjä:
    - Pidä käyttöalue puhtaana ja kuivana.
    - Varmista, että pistorasiat ja työkalut ovat asianmukaisesti maadoitettuja.
    - Käytä riittävää valaistusta työn suorittamiseen.

1.2. Kokoonpanon turvallisuus

- Varaa kaksi henkilöä käsittelemään raskaita isokokoisia osia.
- Pysy etäällä roikkuvista sähköjohdoista tai muista esteistä kokoonpanon aikana. Kosketus sähköjohtoihin voi aiheuttaa tappavan sähköiskun.
- Kiristä kaikki kiristettävät osat ohjeistetulle vääntömomentille ennen laitteen käyttöä.
- Älä työskentele kovassa tuulessa.

1.3. Asennus

Asennuspaikan tulee olla tasainen ja tukeva, mieluiten betoni. Asennus on hyvä aloittaa kokoamalla kuljetin. Kuljettimen ollessa valmis ja oikealla paikalla voi ruveta kokoamaan kaatoallasta. Kuljettimissa on omat ohjeet niiden kokoamiselle. Tue kuljetin betonialustaan riittävän usein, tarkemmin kuljettimen ohjeessa. Kaatoallas tulee kiinnittää jaloistaan esim. kiila- ankkureilla 4kpl / jalka.

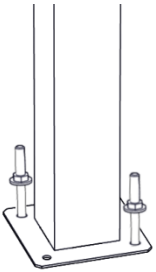

1.4. Käyttöön liittyvä turvallisuus

- Pysäytä laite ja katkaise virta ennen minkään tyyppisen asennus-, kytkentä- tai huoltotyön suorittamista.
- Konetta ei saa käynnistää ilman että katto, luukut, yhteet ja kytkennät on asennettu siten, että ne voidaan avata vain työkaluilla.
- Tarkista vuosittain, että ruuvit ovat kunnolla paikallaan, että mitään osia ei puutu ja että koneissa ei ole ruostetta. Vaihda vaurioituneet osat.

1. To be considered during installation

1.1. General Safety

Important: This general safety section includes instructions that apply to all safety practices. Any instructions specific to a certain safety practice (e.g., assembly safety), can be found in the appropriate section.

Good safety practices not only protect you, but also the people around you. Make these practices a working part of your safety program.

- Equipment owners must give instructions and review the information initially and annually with all personnel before allowing them to operate this product. Untrained users/operators expose themselves and bystanders to possible serious injury or death.
- Use this equipment for its intended purposes only.
- Do not allow children or bystanders within the work area.
- Have a first-aid kit available for use should the need arise and know how to use it.
- Provide a fire extinguisher for use in case of an accident. Store in a highly visible and accessible place.
- Wear appropriate protective gear. This list includes, but is not limited to:
    - a hard hat
    - gloves
    - protective shoes with slip-resistant soles
    - protective goggles
    - hearing protection
    - dust mask or respirator
- For Powered Equipment: before servicing, adjusting, or repairing powered equipment, unplug, place all controls in neutral or off position, stop the engine or motor, remove ignition key or lock out power source, and wait for all moving parts to stop.
- Follow good practices:
    - keep service area clean and dry
    - be sure electrical outlets and tools are properly grounded
    - use adequate light for the job at hand

1.2. Installation safety

- Have two people handle the heavy, bulky components.
- Stay away from overhead power lines and other obstructions during assembly. Contact with power lines can cause electrocution.
- Tighten all fasteners to their specified torque before using the equipment.
- Do not work in high winds.
- Edges of and other components may be sharp and can cut. Handle with care and wear protective gloves and clothing when handling.

1.3. Installation

Assembly place should be horizontal flat preferably concrete. Assembly is good to start in conveyor. First assemble the conveyor in the right place then you can start the assembly of intake hopper. Conveyors are supplied with its own assembly manual. Conveyor needs to be attached in the concrete, more detailed information can be found at conveyor assembly manual. Intake hopper legs should be attached to the platform. If platform is concrete use etc. expansion anchors. One leg / 4 pcs anchors.

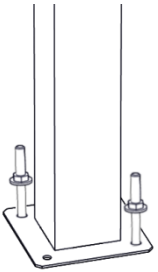

1.4. Safety in use

- Stop the machinery and turn off electric power before attempting any type of assembly, electrical connection or maintenance work.
- Do not start the machinery without hatches, covers, guards and connections fitted so that they can only be opened with tools.
- Check annually that the bolts are securely in place, that no components are missing and that there is no rust on the machinery. Replace damaged components.

2. Kokoaminen / Assembly

2.1. Kiristysmomentit / Tightening torque

	8.8 [N/m]	12.9 [N/m]
M5	6,5	
M6	11	
M8	27	
M10	53	89
M12	91	154
M14	145	244
M16	222	375
M20	434	732
M22	584	986
M24	750	1270
M27	1080	1830

Arvot edellyttävät momenttiavaimen käyttöä. Käytettäessä koneellista kiristäjää kiristysmomentti on noin 0,93 x taulukon arvo.

The value requires the use of a torque wrench. When using the mechanical tensioned tightening torque of approximately 0,93 x table value.

2.2. Kaatoaltaat E20 ja E30 / Intake hoppers E20 and E30

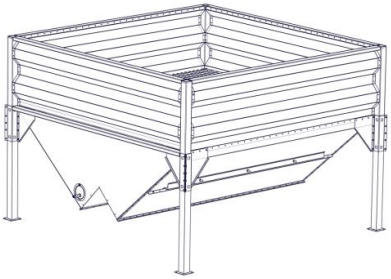

Tee tolppien jalkoihin kolot (A), mistä vesi pääsee pois tolpista. Muuten tolpat saattavat jäätyä talvella.

Make holes to all legs (A) so water gets out of leg. Otherwise, legs may freeze in winter.

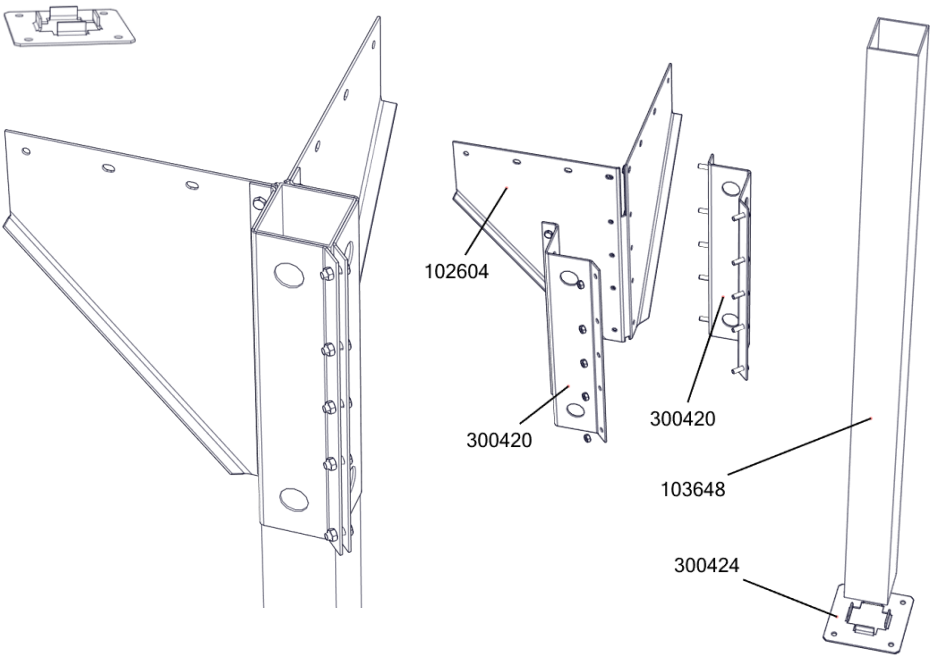

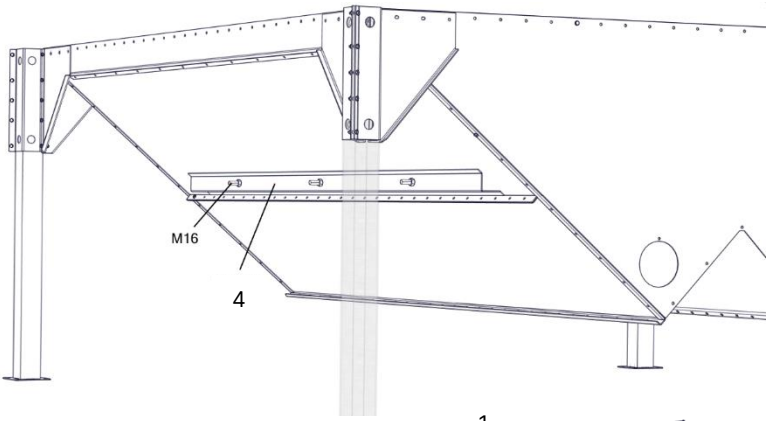

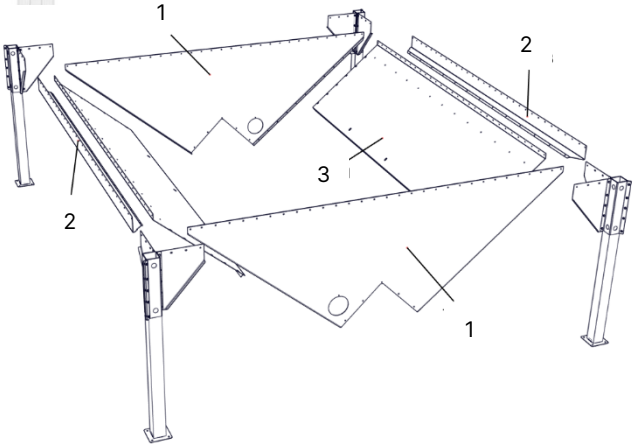

		1			2				3					4	
		108524	108504	107814	102606	108546	102683	107817	101432	139332	108532	102581	107816	102195	102583
3x2	103606	x			x				x					x	
	108525		x		x					x				x	
	108526			x		x					x			x	
3x3	103985	x					x					x			x
	107612		x				x					x			x
	107813_1			x				x					x		x

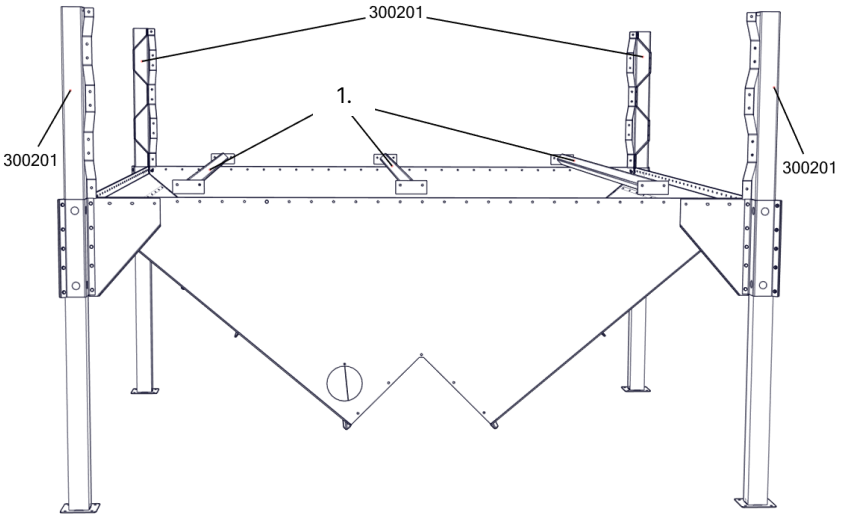

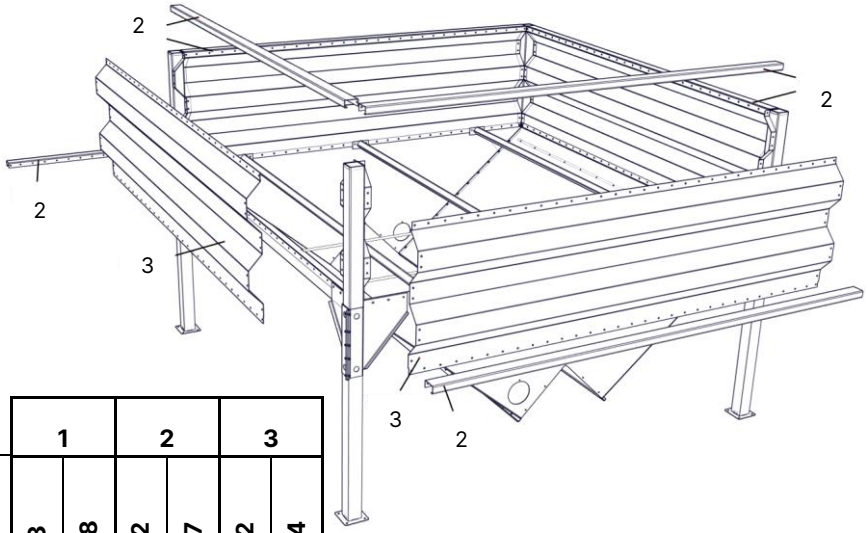

	1		2		3	
	101653	102608	102682	102607	321062	321064
2m	x		x		x	
3m		x		x		x

Huomaa asennusjärjestys

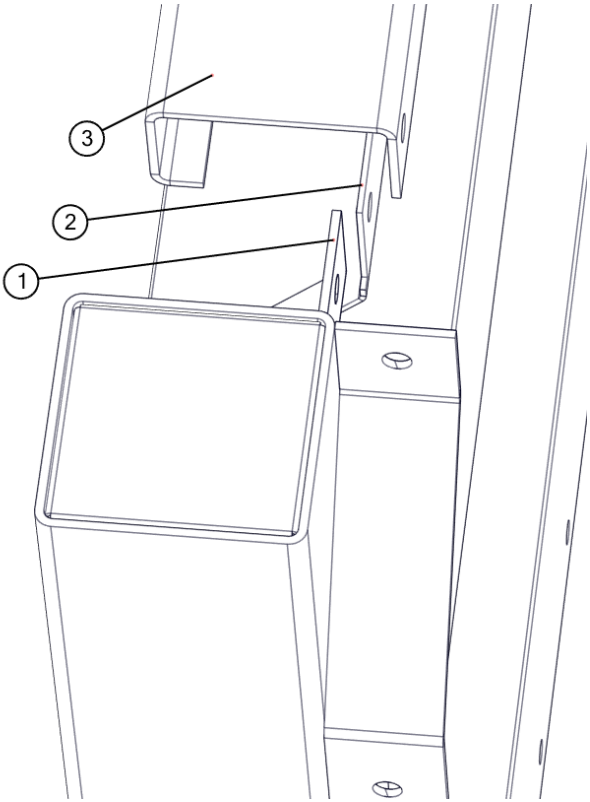

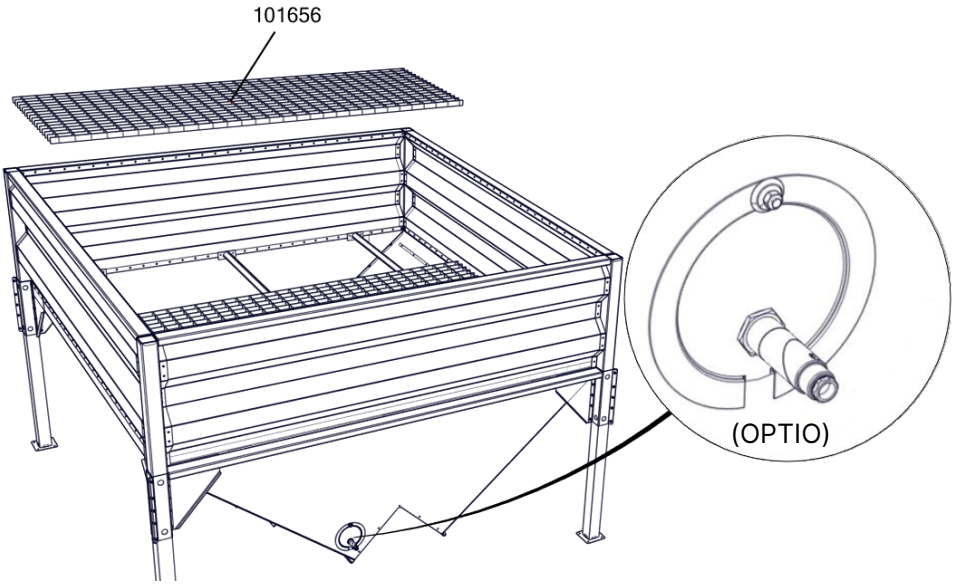

2.3. Kaatoaltaat E40, E50 ja E60 / Intake hoppers E40, E50 and E60

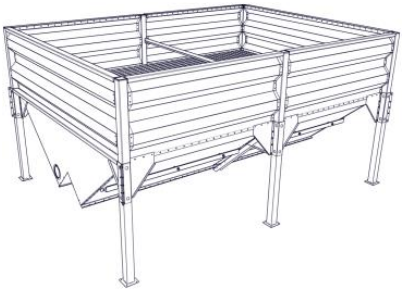

Tee tolppien jalkoihin kolot (A), mistä vesi pääsee pois tolpista. Muuten tolpat saattavat jäätyä talvella.

Make holes to all legs (A) so water gets out of leg. Otherwise, legs may freeze in winter.

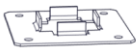

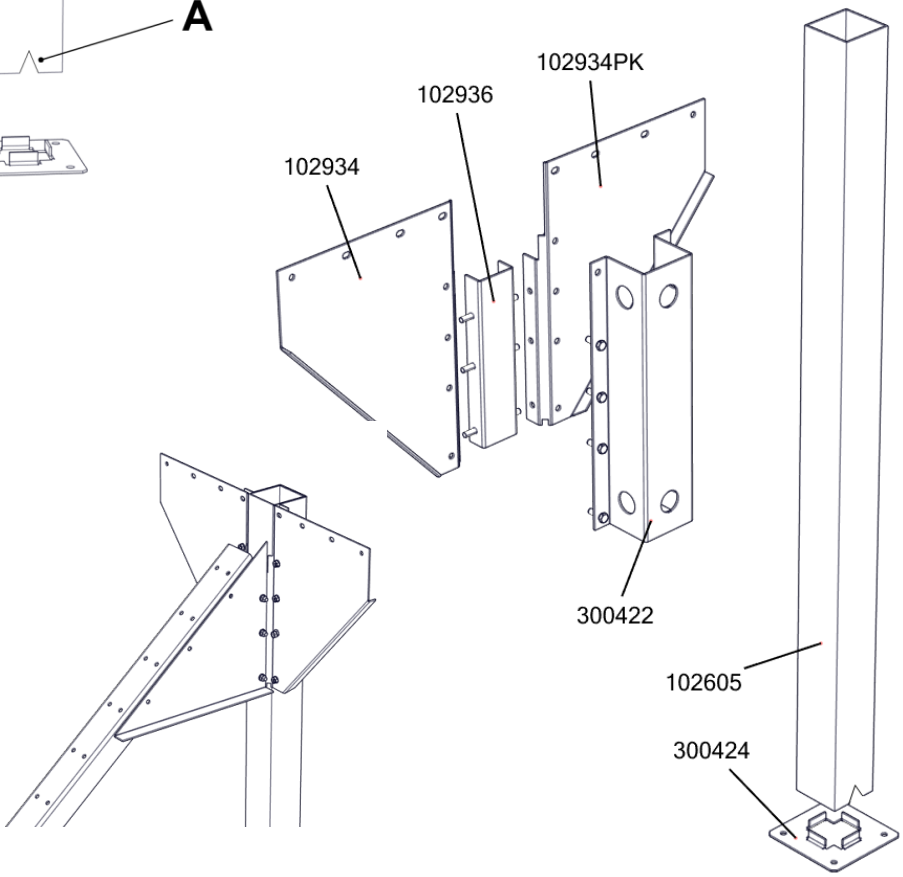

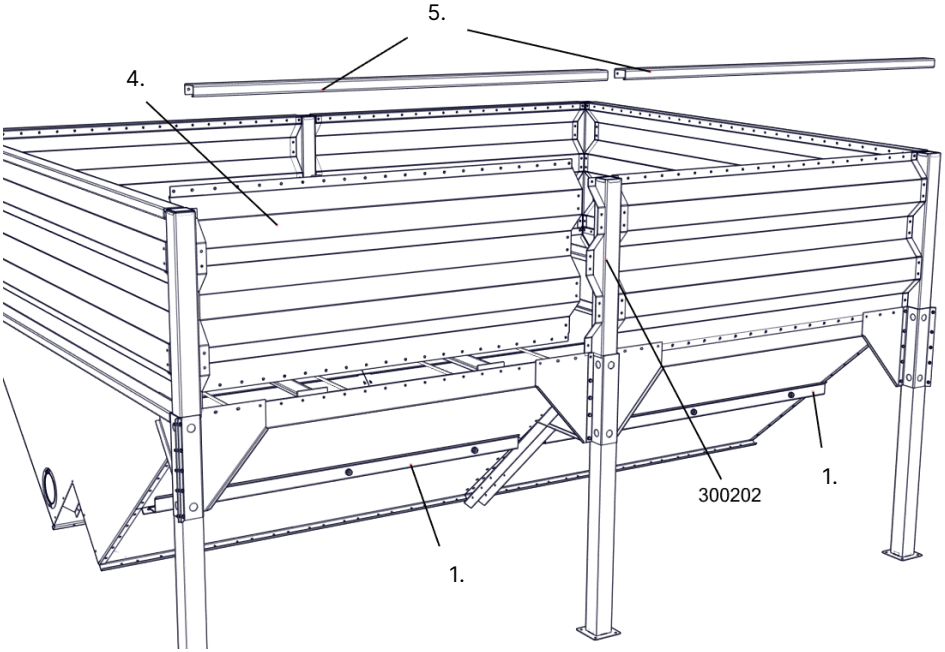
5.
4.
300202
1.
1.

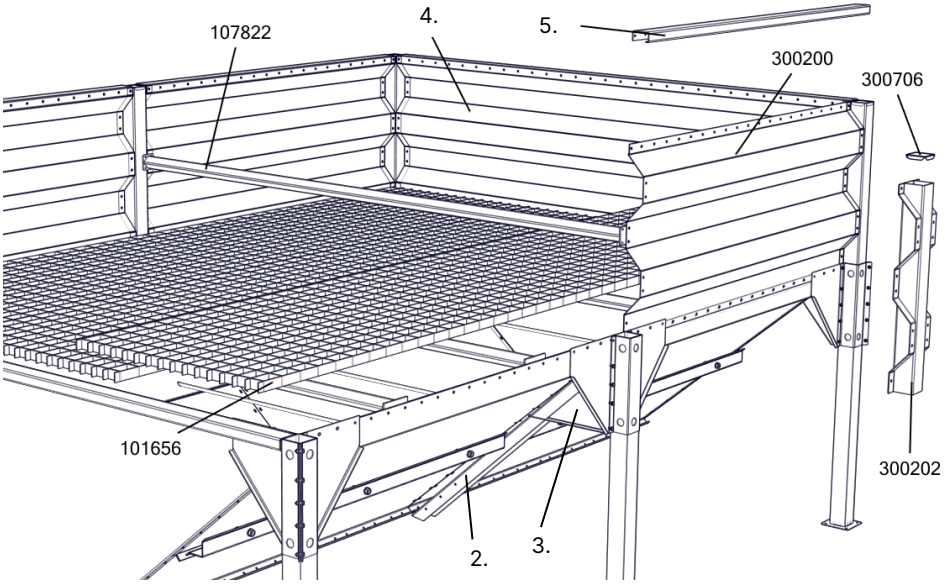
107822
4.
5.
300200
300706
101656
300202
2.
3.

		1			2					3			4				5		
		102195	108511	102583	103728	108530	108517	108502	108521	102935	108522	108518	321062	321059	321060	321064	102682	300078	102607
3x4	103630	x			x					x			x		x		x		
	104124	x				x				x			x		x		x		
	107845	x				x					x		x		x		x		
3x5	108508		x		x					x				x	x			x	
	108535		x			x				x				x	x			x	
	108536		x			x					x			x	x			x	
3x6	108515			x			x					x		x		x			x
	108385 _1			x				x				x		x		x			x
	107813 _3			x					x		x			x		x			x

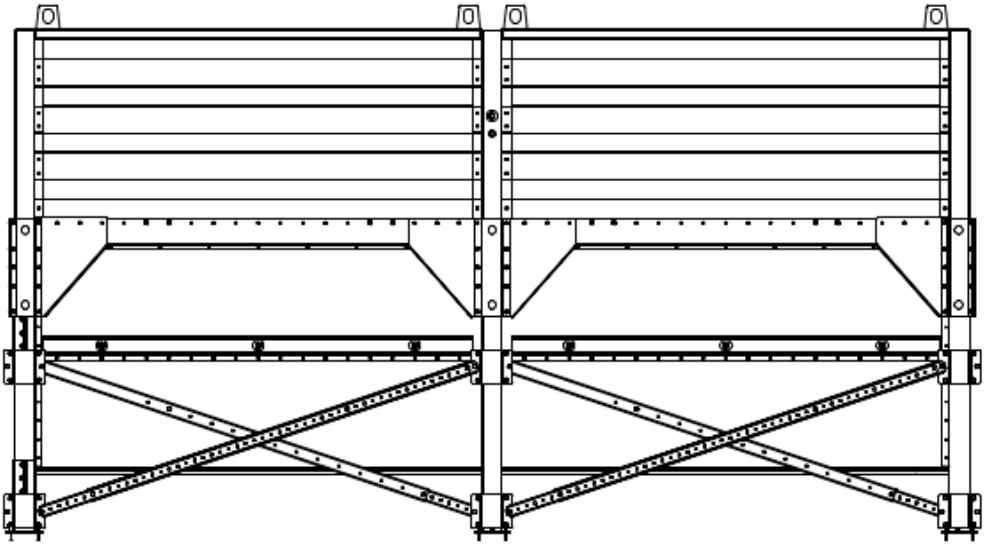

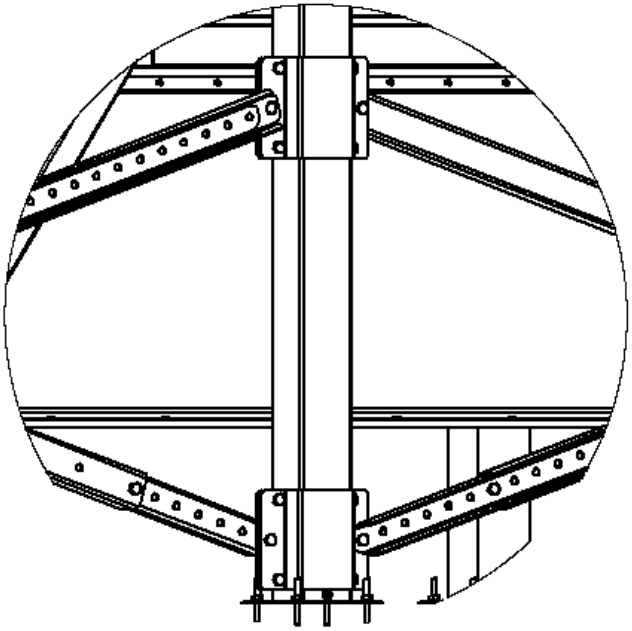

2.3.1. Kuljettimen sijoitus ja suojalevyt / Positioning of the conveyor and guide plates

Sijoita kuljettimen aukon keskikohta kaatoaltaan keskisauman kohdalle (A). Altaan kumpaankin päähän laitetaan suojalevyt (B).

Position the conveyor opening symmetrically with the hopper (A). Mount guide plates (B) on both ends.

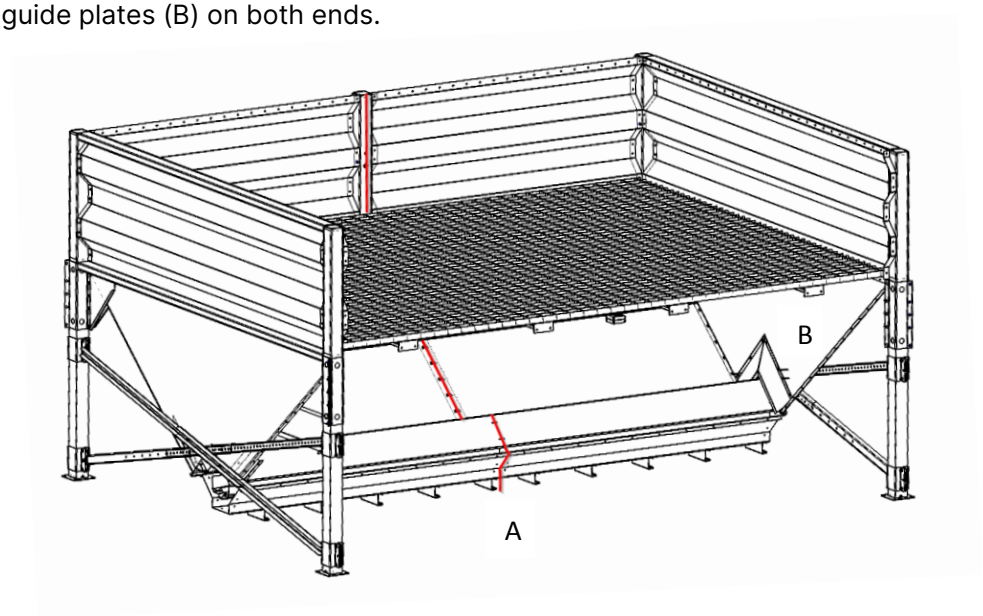

	B					
	600464	600464PK	108503	108503PK	107848	107848PK
KTG 60t	x	x				
KTIG 80t			x	x		
KTIG 100t					x	x

3. Varaosakirja / Spare parts book

3.1. KTG 60t (103606C)

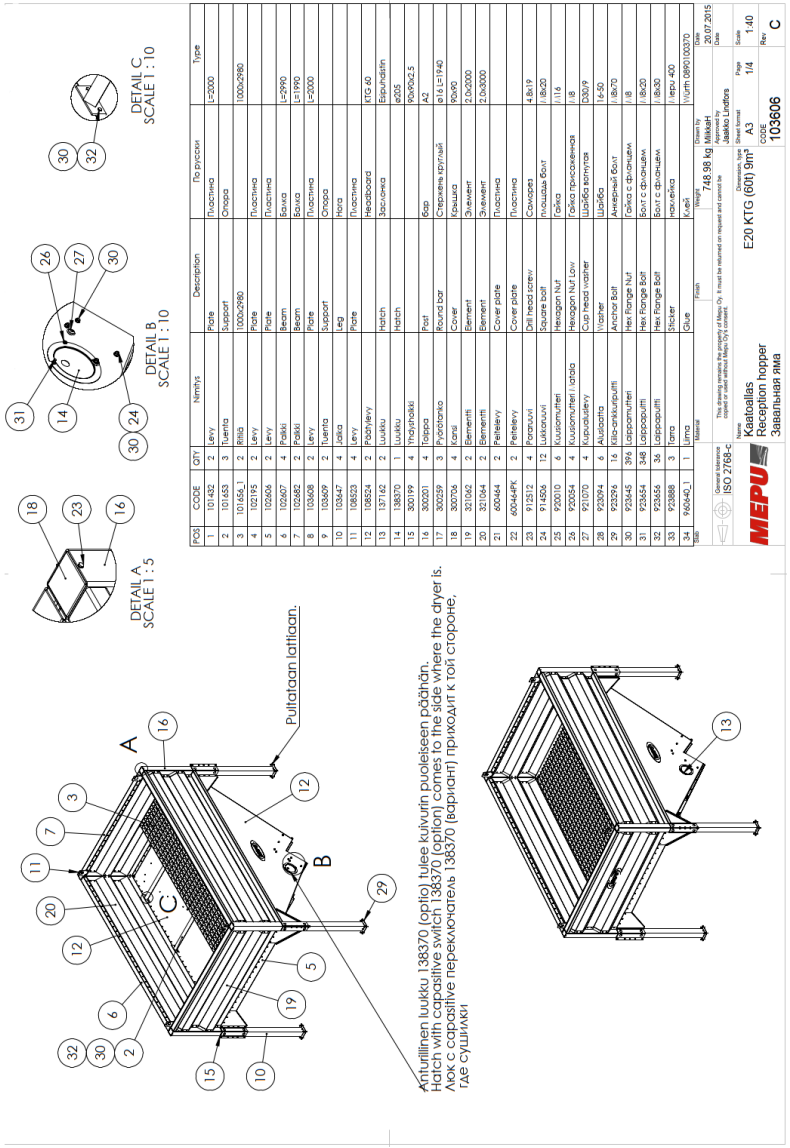

POS	CODE	QTY	Nimitys	Description	По русски	Type
1	101432	2	Levy	Plate	Пластина	L=2000
2	101453	3	Tuenta	Support	Опора	
3	101454_1	2	Riisi	1000x2980	1000x2980	
4	102195	2	Levy	Plate	Пластина	
5	102406	2	Levy	Plate	Пластина	
6	102407	4	Palkki	Beam	Балка	L=2990
7	102462	2	Palkki	Beam	Балка	L=2990
8	103468	2	Levy	Plate	Пластина	L=2800
9	103469	2	Tuenta	Support	Опора	
10	103447	4	Jalka	Leg	Нога	
11	108523	4	Levy	Plate	Пластина	
12	108524	2	Pohjalevy	Hardboard	Hardboard	KTG 60
13	137162	2	Luukku	Hatch	Заслонка	Espunlatin
14	138370	1	Luukku	Hatch		ø205
15	300199	4	Yläjohdokki			90x90x2.5
16	300201	4	Teippa	Post	Бар	A2
17	300259	3	Pyöröteräs	Round bar	Стержень круглый	ø18 L=1940
18	300706	4	Kansi	Cover	Крышка	90x90
19	321062	2	Elementti	Element	Элемент	2.0x2000
20	321064	2	Elementti	Element	Элемент	2.0x3000
21	600464	2	Peitelevy	Cover plate	Пластина	
22	60044HPK	2	Peitelevy	Cover plate	Пластина	
23	912512	4	Poranuivi	Drill head screw	Саморез	4.8x19
24	914506	12	Lukituvuivi	Square bolt	площадь болт	ø8x20
25	920010	6	Kuusiomuttari	Hexagon Nut	Гайка	ø16
26	920054	4	Kuusiomuttari i. laitaa	Hexagon Nut Lock	Гайка присоединена	ø8
27	921070	4	Kupiualuslevy	Cup head washer	Шайба волнистая	D30/9
28	923094	6	Aluslaatta	Washer	Шайба	16-50
29	923296	16	Kilta-ankkuripultti	Anchor Bolt	Анкерный болт	ø8x70
30	923445	394	Laippamuttari	Hex Flange Nut	Гайка с фланцем	ø8
31	923454	348	Laippapultti	Hex Flange Bolt	Болт с фланцем	ø8x20
32	923455	36	Laippapultti	Hex Flange Bolt	Болт с фланцем	ø8x30
33	923888	3	Tarra	Sticker	наклейка	ø.repu 400
34	96044D_1	1	Liima	Glue	Клей	Yu.rth 0890100370

Rev.	Muutos	Muuttanut	Hyväksymis pvm
C			

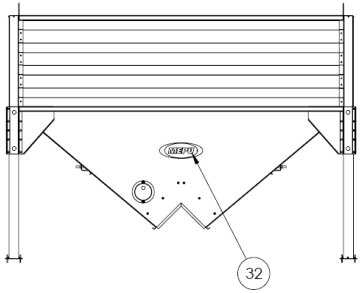

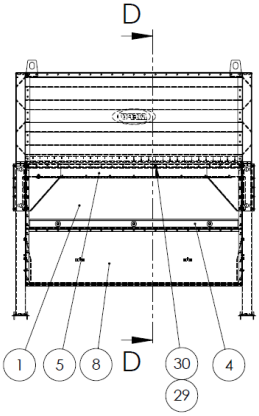

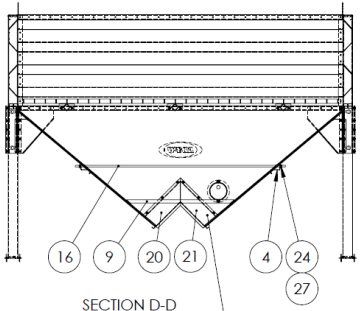

SECTION D-D

Peitelevyt 600464 ja 600464PK asennetaan kuljettimen asennuksen yhteydessä peittämään rako kuljettimen ja altaan päädyn välissä.

Slab	Material	Finish	Weight	Drawn by	Date
			748.74 kg	MikkaH	20.07.2015
General tolerance: ISO 2768-c	This drawing remains the property of Mepu Oy. It must be returned on request and cannot be copied or used without Mepu Oy's consent.			Approved by: Jaakko Lindfors	Date
	Name: Kaatoallas / Reception hopper / Завальная яма		Dimension, type: E20 KTG (60t) 9m³	Sheet format: A3	Page: 2/4
				CODE: 103606	Scale: 1:30
					Rev: C

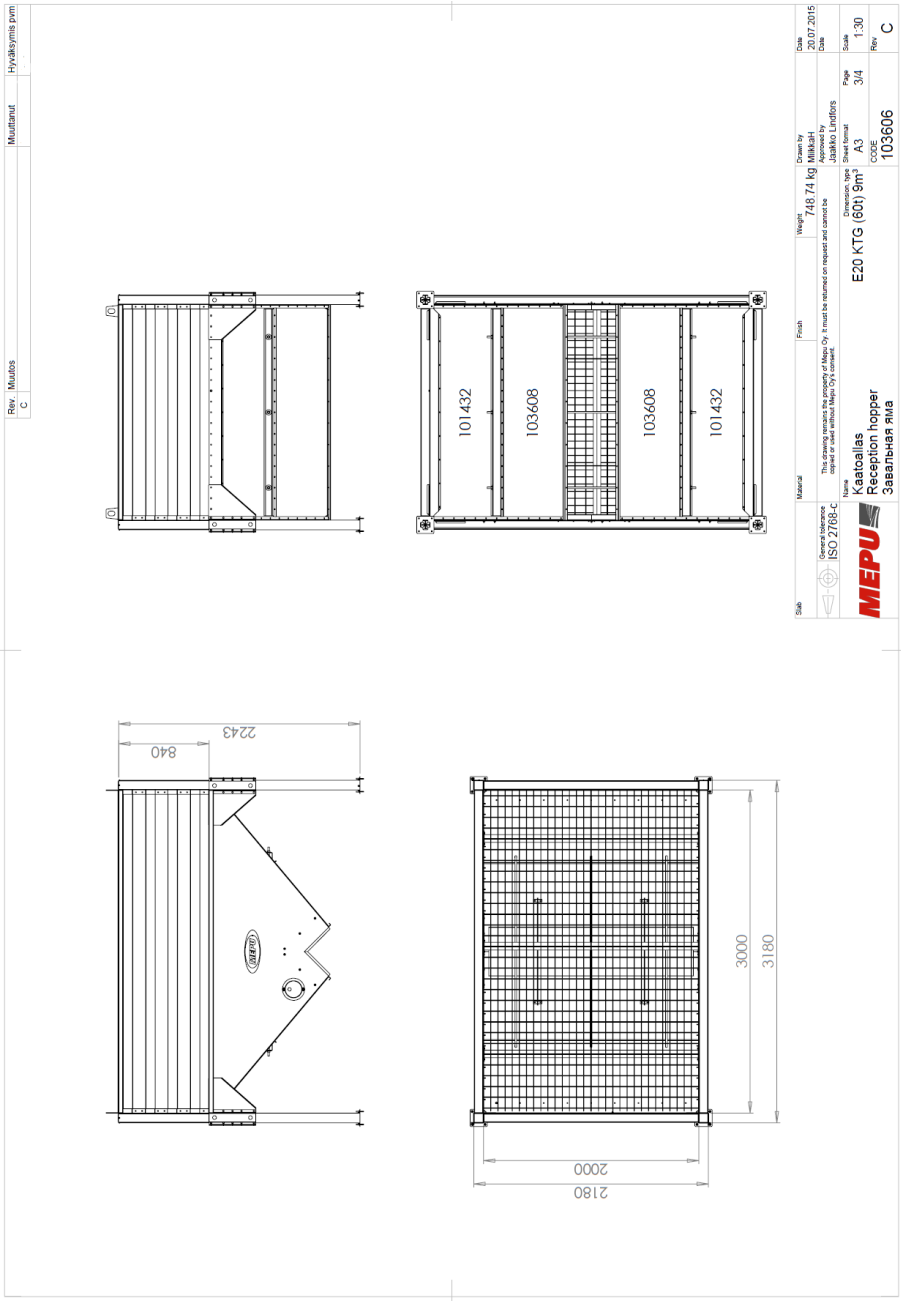
Rev. Muutos
C
Muuttanut
Hyväksymis pvm
101432
103608
103608
101432
Slab
Material
Finish
Weight
748.74 kg
Drawn by
Kalle Ojala
Approved by
Jaakko Lindfors
Date
27.07.2015
Date
General tolerance
ISO 2768-c
This drawing remains the property of Mepu Oy. It must be returned on request and cannot be copied or used without Mepu Oy's consent.
Name
Kaatoallas
Reception hopper
Завальная яма
MEPU
Dimension, type
E20 KTG (80t) 9m³
Sheet format
A3
Page
3/4
Scale
1:30
CODE
103606
Rev.
C
2243
840
3000
3180
2000
2180

3.2. KTIG 30-40 80t (108525A)

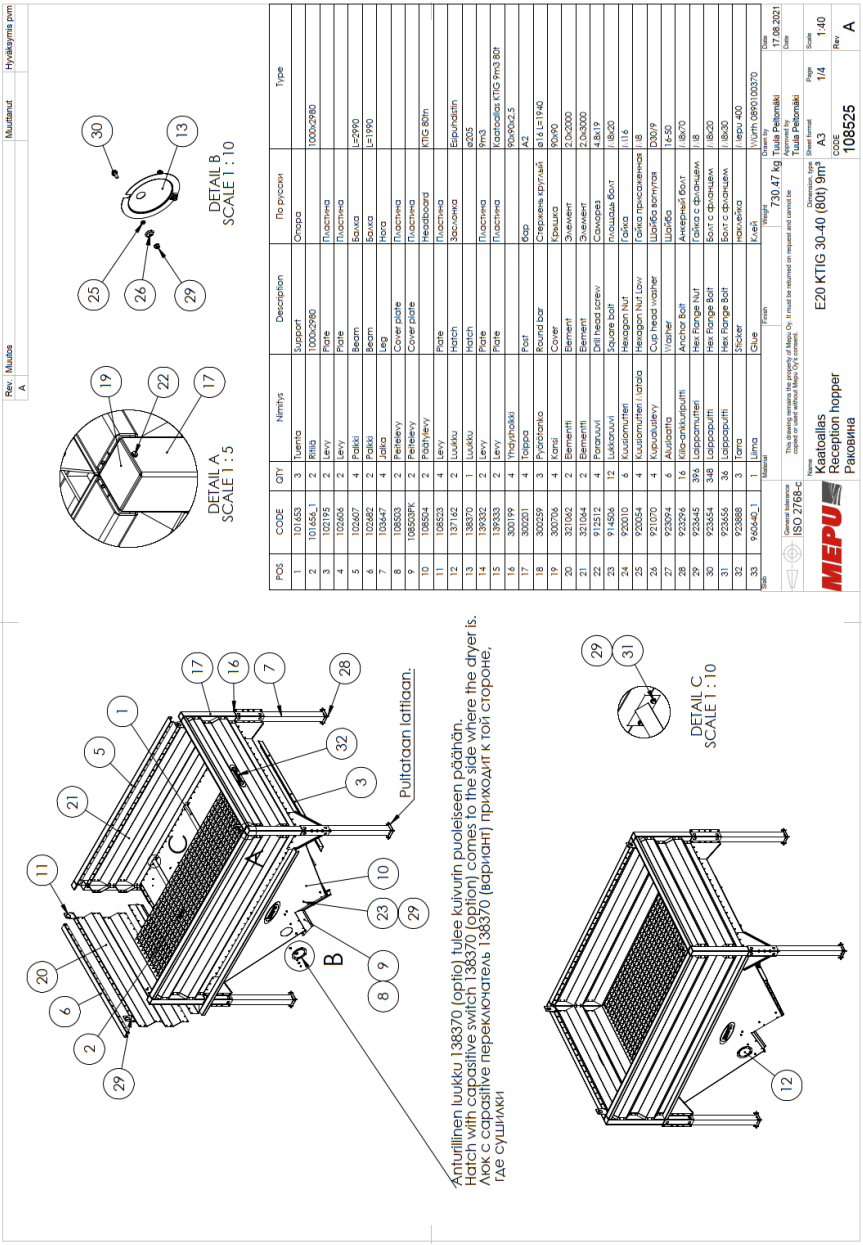

POS	CODE	QTY	Nimitys	Description	По русски	Type
1	101653	3	Tuenta	Support	Опора	1000x2980
2	101656_1	2	Reisi	1000x2980		
3	102195	2	Levy	Plate	Пластина	
4	102606	2	Levy	Plate	Пластина	
5	102607	4	Palkki	Beam	Балка	L=2980
6	102680	2	Palkki	Beam	Балка	L=1990
7	103647	4	Jalka	Leg	Нога	
8	108503	4	Peitelevy	Cover plate	Пластина	
9	108503PK	2	Peitelevy	Cover plate	Пластина	
10	108504	2	Pääntelevy	Headboard	Headboard	KTIG 80tn
11	108523	4	Levy	Plate	Пластина	
12	137142	2	Luukku	Hatch	Заслонка	Ерроfdtfh
13	138370	1	Luukku	Hatch		ø205
14	139332	2	Levy	Plate	Пластина	9m3
15	139333	2	Levy	Plate	Пластина	Kaatoallas KTIG 9m3 80t
16	300199	4	Tappiraikki	Post		90x90x2.5
17	300201	4	Tappa	Post	Бар	A2
18	300259	3	Pyöröteräs	Round bar	Стержень круглый	ø18 L=1940
19	300706	4	Kansi	Cover	Крышка	90x90
20	321062	2	Elementti	Element	Элемент	2.0x2000
21	321064	2	Elementti	Element	Элемент	2.0x3000
22	912512	4	Poranruuvi	Drill head screw	Саморез	4.8x19
23	914506	112	Lukkoruuvi	Square bolt	Площадь болт	M8x20
24	920010	6	Kuusiomutteri	Hexagon Nut	Гайка	M16
25	920054	4	Kuusiomutteri i.lataa	Hexagon Nut Low	Гайка присаживная	M8
26	921070	4	Kupuruuvi	Cup head wather	Шайба волнуя	D30/9
27	923094	6	Aluslaatta	Wather	Шайба	16-50
28	923296	16	Kiila-ankkuripultti	Anchor Bolt	Анкерный болт	M8x70
29	923645	396	Lappamutteri	Hex Range Nut	Гайка с фланцем	M8
30	923654	348	Lappapultti	Hex Range Bolt	Болт с фланцем	M8x20
31	923656	36	Lappapultti	Hex Range Bolt	Болт с фланцем	M8x30
32	923888	3	Tarra	Sticker	наклейка	Mepu 400
33	960440_1	1	Liima	Glue	Клей	Würth 089010370

Rev.	Muutos	Muuttanut	Hyväksymis pvm
A			

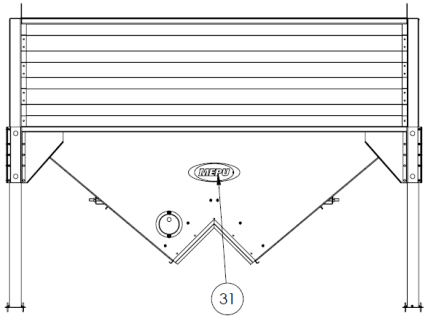

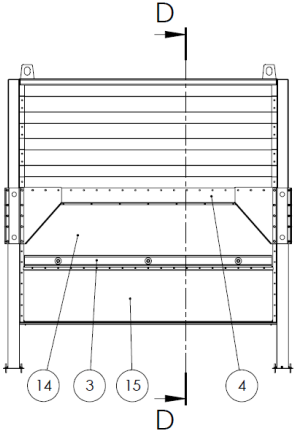

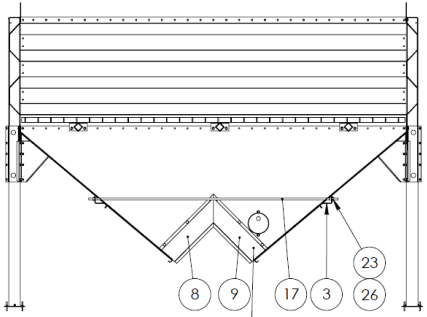

Peitelevyt 108503 ja 108503PK asennetaan kuljettimen asennuksen yhteydessä peittämään rako kuljettimen ja altaan päädyn välissä.

SECTION D-D

Slab	Material	Finish	Weight 730.23 kg	Drawn by Tuula Peltomäki	Date 17.08.2021
General tolerance ISO 2768-c	This drawing remains the property of Mepu Oy. It must be returned on request and cannot be copied or used without Mepu Oy's consent.			Approved by Tuula Peltomäki	Date
MEPU	Name Kaatoallas Reception hopper Раковина		Dimension, type E20 KTIG 30-40 (80t) 9m³	Sheet format A3 / Page 2/4	Scale 1:25
				CODE 108525	Rev A

Rev.	Muutos	Muuttanut	Hyväksymis pvm
A			

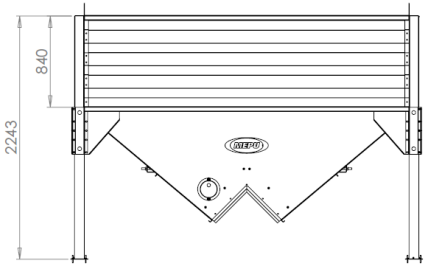

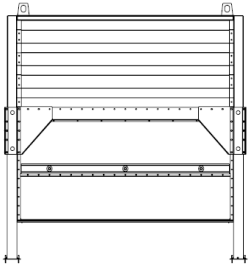

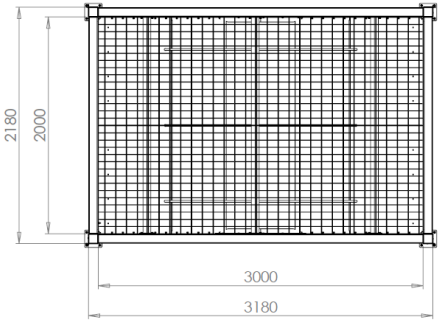

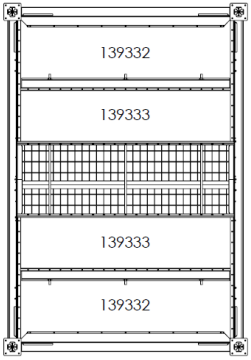

Slab	Material	Finish	Weight	Drawn by	Date
			730.23 kg	Tuula Peltomäki	17.08.2021

General tolerance: ISO 2768-c

This drawing remains the property of Mepu Oy. It must be returned on request and cannot be copied or used without Mepu Oy's consent.

Approved by: Tuula Peltomäki

Date:

MEPU

Name: Kaatoallas / Reception hopper / Раковина

Dimension, type: E20 KTIG 30-40 (80t) 9m³

Sheet format: A3

Page: 3/4

Scale: 1:30

CODE: 108525

Rev: A

3.3. KTIG 40-40 100t (108526A)

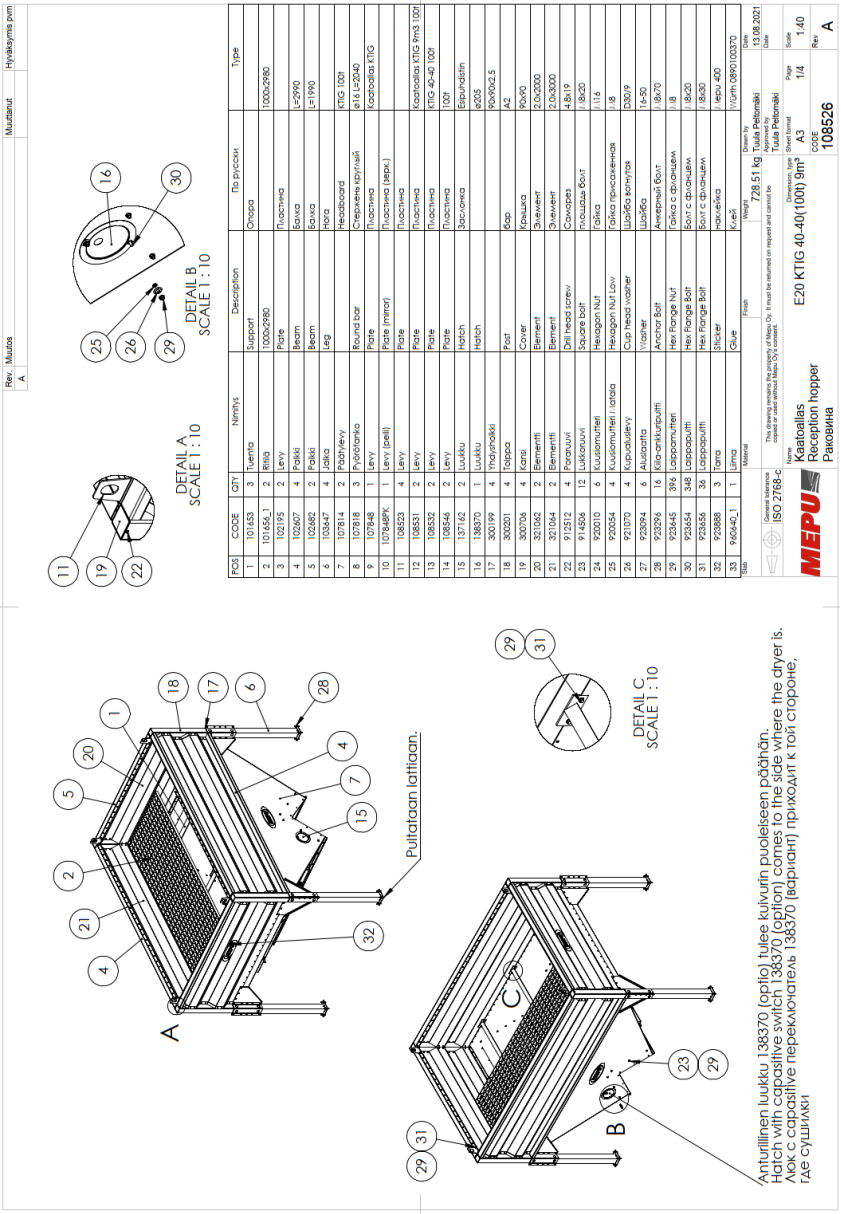

Pos	CODE	QTY	Nimitys	Description	По русски	Type
1	101653	3	Tuenta	Support	Опора	1000x2980
2	101656_1	2	Reisi	1000x2980		
3	102195	2	Levy	Plate	Пластина	
4	102607	4	Palkki	Beam	Балка	L=2990
5	102862	2	Palkki	Beam	Балка	L=1990
6	103647	4	Jalka	Leg	Нога	
7	107814	2	Padityevy	Headboard	Headboard	KTIG 100t
8	107818	3	Pyörötanko	Round bar	Стержень круглый	ø18 L=2040
9	107848	1	Levy	Plate	Пластина	Kaatoallas KTIG
10	107848PK	1	Levy (pieli)	Plate (minor)	Пластина (верс.)	
11	108523	4	Levy	Plate	Пластина	
12	108531	2	Levy	Plate	Пластина	Kaatoallas KTIG km3 100t
13	108532	2	Levy	Plate	Пластина	KTIG 40-40 100t
14	108546	2	Levy	Plate	Пластина	100t
15	137162	2	Luukku	Hatch	Заслонка	Espunditin
16	138370	1	Luukku	Hatch		ø205
17	300199	4	Yhdistäjäkki		Соединер	90x90x2.5
18	300201	4	Tappa	Post	Бар	A2
19	300706	4	Kansi	Cover	Крышка	90x90
20	321062	2	Elementti	Element	Элемент	2.0x3000
21	321064	2	Elementti	Element	Элемент	2.0x3000
22	912512	4	Poranuivi	Drill head screw	Саморез	4.8x19
23	914506	12	Lukkonuivi	Square bolt	Квадрат болт	M8x20
24	920010	6	Kuusiomutteri	Hexagon Nut	Гайка	M16
25	920054	4	Kuusiomutteri i.laita	Hexagon Nut Lov	Гайка приклепанная	M8
26	921070	4	Kupukuulevy	Cup head washer	Шайба вогнутая	D30/9
27	923294	6	Aluslaatta	Washer	Шайба	16-50
28	923296	16	Kiila-ankkuripultti	Anchor Bolt	Анкерный болт	M8x70
29	923645	396	Laippamutteri	Hex Flange Nut	Гайка с фланцем	M8
30	923654	348	Laippapultti	Hex Flange Bolt	Болт с фланцем	M8x20
31	923656	36	Laippapultti	Hex Flange Bolt	Болт с фланцем	M8x30
32	923888	3	Tarra	Sticker	наклейка	Hepu 400
33	96040_1	1	Lima	Glue	Клей	Hilofin 0896100370

Title
Material
Finish
General tolerance
ISO 2768-c
This drawing remains the property of Mepu Oy. It must be returned on request and cannot be copied or used without Mepu Oy's consent.

Rev.	Muutos	Muuttanut	Hyväksymis pvm
A			

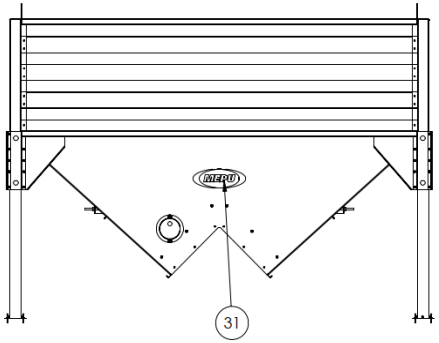

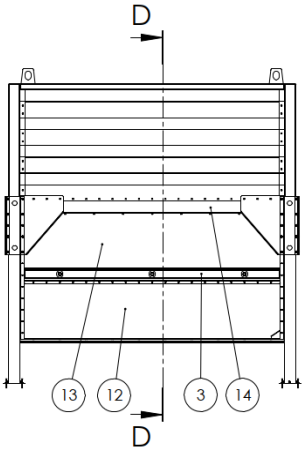

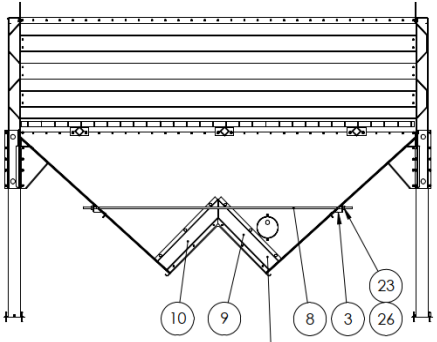

SECTION D-D

Peitelevyt 107848 ja 107848PK asennetaan kuljettimen asennuksen yhteydessä peittämään rako kuljettimen ja altaan päädyn välissä.

Slab	Material	Finish	Weight	Drawn by	Date
			728.27 kg	Tuula Peltomäki	13.08.2021
General tolerance ISO 2768-c	This drawing remains the property of Mepu Oy. It must be returned on request and cannot be copied or used without Mepu Oy's consent.			Approved by Tuula Peltomäki	Date
	Name		Dimension, type	Sheet format / Page	Scale
MEPU	Kaatoallas Reception hopper Раковина		E20 KTIG 40-40(100t) 9m³	A3 / 2/4	1:25
				CODE 108526	Rev A

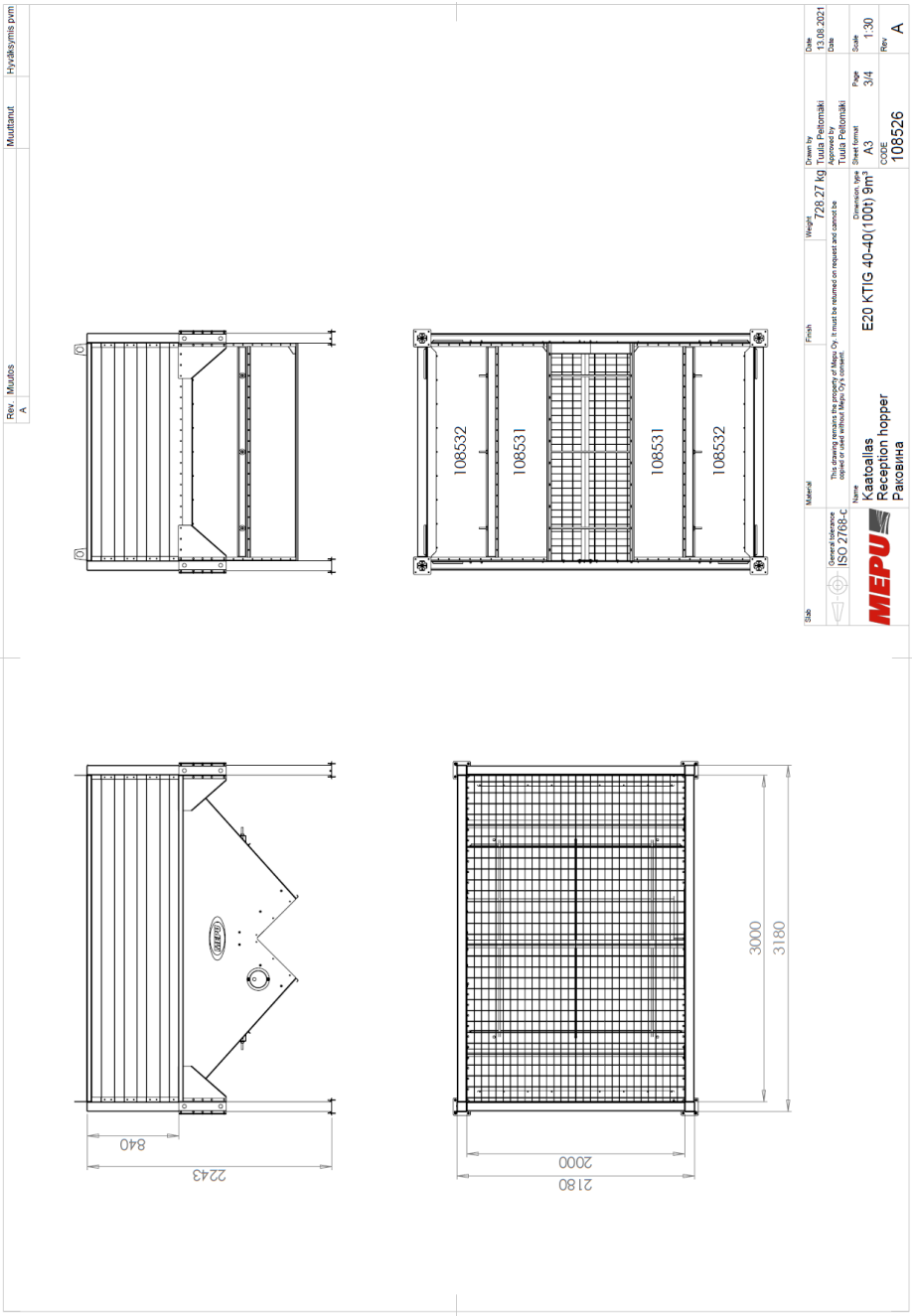
Rev.
Muutos
Muuttanut
Hyväksymis pvm
A
108532
108531
108531
108532
840
2243
3000
3180
2000
2180
Slab
Material
Finish
Weight
728.27 kg
Drawn by
Tuula Peltomäki
Date
13.08.2021
General tolerance
ISO 2768-C
This drawing remains the property of Mepu Oy. It must be returned on request and cannot be copied or used without Mepu Oy's consent.
Approved by
Tuula Peltomäki
Date
Name
Kaatoallas
Reception hopper
Раковина
Dimension type
E20 KTIG 40-40(1001) 9m²
Sheet format
A3
Page
3/4
Scale
1:30
CODE
108526
Rev
A

3.4. KTG 60t (103985B)

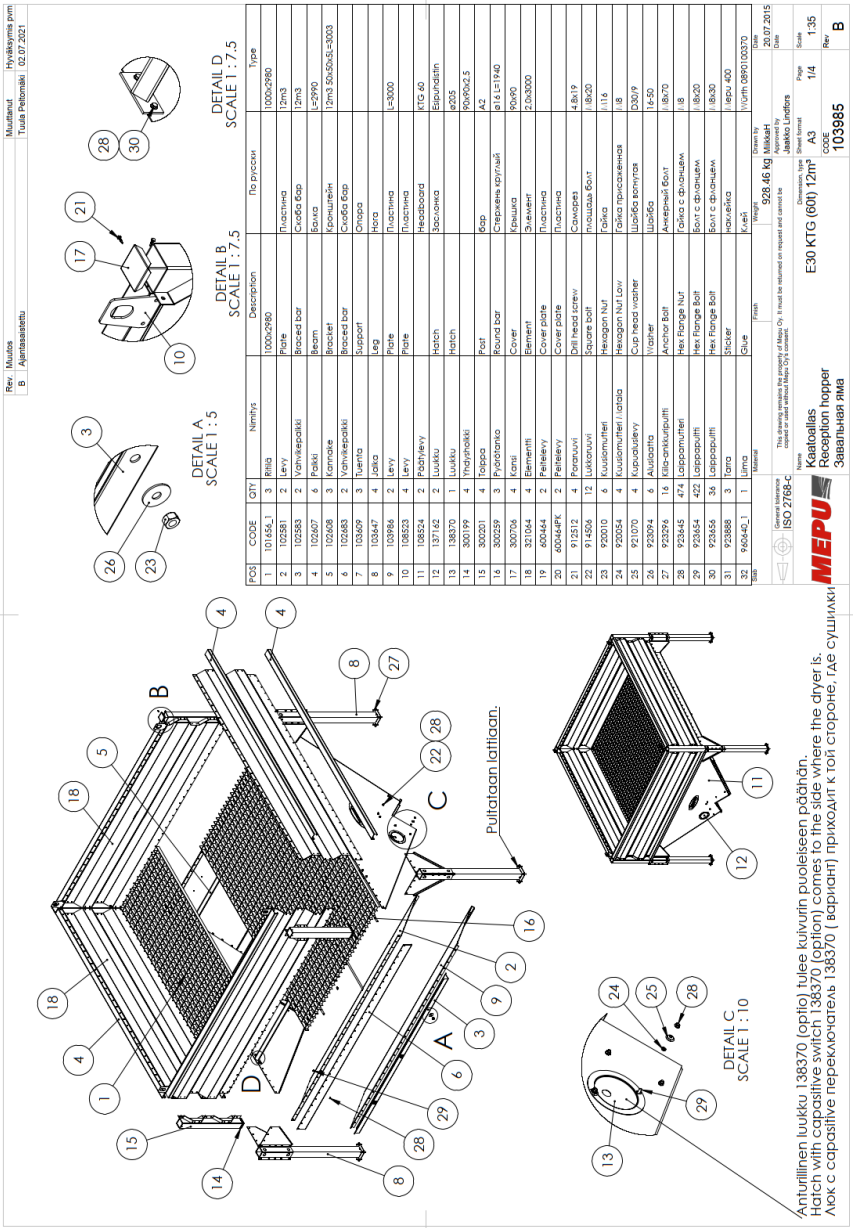

Rev.	Muutos	Muuttanut	Hyväksymis pvm
B			

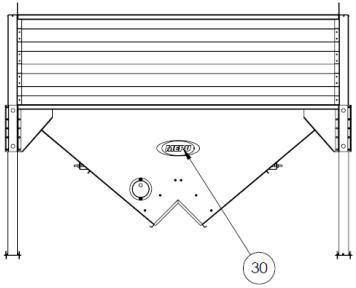

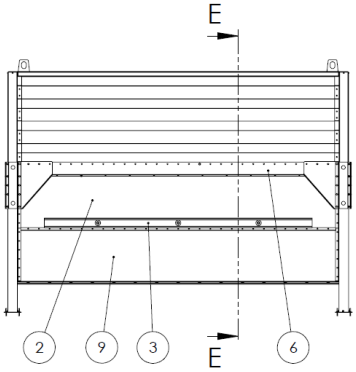

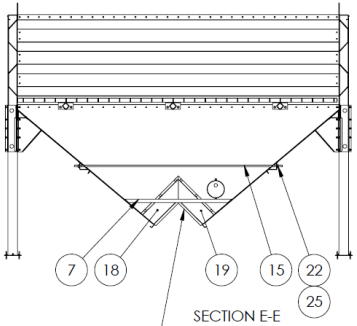

Peitelevyt 600464 ja 600464PK asennetaan kuljettimen asennuksen yhteydessä peittämään rako kuljettimen ja altaan päädyn välissä.

Slab	Material	Finish	Weight 928.22 kg	Drawn by MikkaH	Date 20.07.2015
General tolerance ISO 2768-c	This drawing remains the property of Mepu Oy. It must be returned on request and cannot be copied or used without Mepu Oy's consent.			Approved by Jaakko Lindfors	Date
MEPU	Name Kaatoallas Reception hopper Завальная яма		Dimension, type E30 KTG (60t) 12m³	Sheet format A3 / Page 2/4	Scale 1:30
				CODE 103985	Rev B

Rev.	Muutos	Muuttanut	Hyväksymis pvm

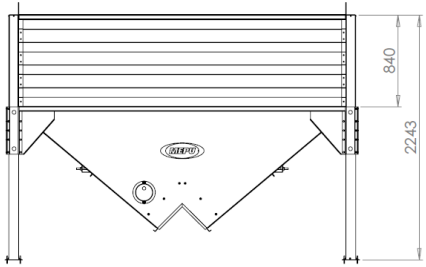

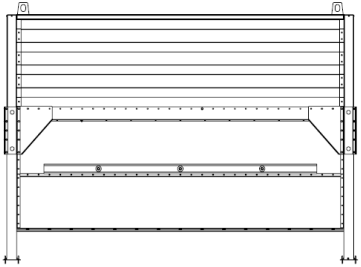

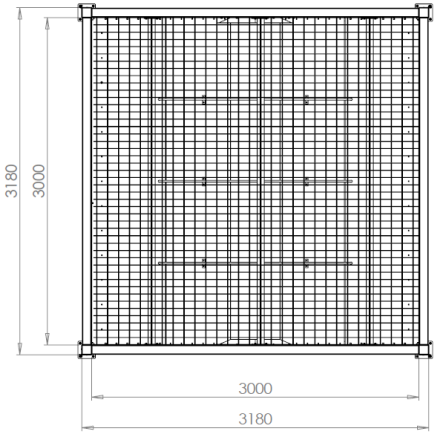

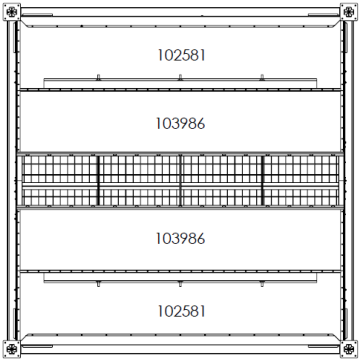

Slab	Material	Finish	Weight	Drawn by	Date
			928.22 kg	MiikkaH	20.07.2015
General tolerance ISO 2768-c	This drawing remains the property of Mepu Oy. It must be returned on request and cannot be copied or used without Mepu Oy's consent.			Approved by Jaakko Lindfors	Date
Name			Dimension, type	Sheet format / Page	Scale
Kaatoallas Reception hopper Завальная яма			E30 KTG (60t) 12m³	A3 3/4	1:30
				CODE 103985	Rev B

3.5. KTIG 30-40 80t (107612D)

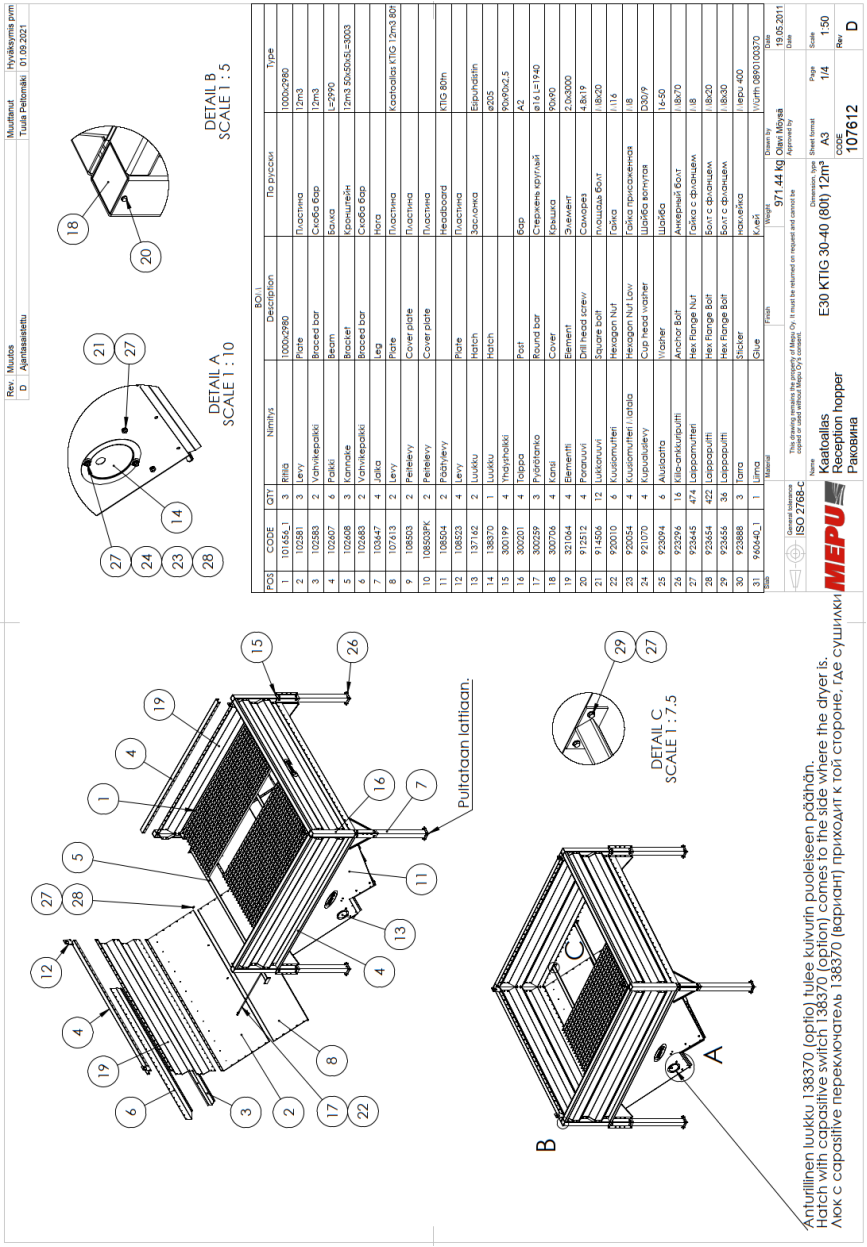

POS	CODE	QTY	Nimitys	BOM	Description	По русски	Type
1	101456_1	3	Riitä		1000x2980		1000x2980
2	102581	3	Levy		Plate	Пластина	12m3
3	102583	2	Vahvikepalkki		Braced bar	Скоба бар	12m3
4	102607	6	Palkki		Beam	Балка	L=2990
5	102608	3	Kannake		Bracket	Кронштейн	12m3 50x50x5L=3503
6	102683	2	Vahvikepalkki		Braced bar	Скоба бар	
7	103647	4	Jalka		Leg	Нога	
8	107613	2	Levy		Plate	Пластина	Kaatoallas KTIG 12m3 80t
9	108503	2	Peitelevy		Cover plate	Пластина	
10	108503PK	2	Peitelevy		Cover plate	Пластина	
11	108504	2	Pohjalevy		Hardboard		KTIG 80th
12	108523	4	Levy		Plate	Пластина	
13	137162	2	Luukku		Hatch	Заслонка	Espundatin
14	138370	1	Luukku		Hatch		ø205
15	300199	4	Yhdyshaikki		Post	Бар	90x90x2,5
16	300201	4	Tappa		Round bar	Стержень круглый	A2
17	300259	3	Pyöröteräka		Cover	Крышка	ø16 L=1940
18	300706	4	Kansi		Element	Элемент	90x90
19	321044	4	Elementti		Oval head screw	Саморез	2.0x3000
20	912512	4	Poranruuvi		Square bolt	полушка болт	4.8x19
21	914508	12	Lukkoruuvi		Hexagon Nut	Гайка	ø8x20
22	920010	6	Kuusiomutteri		Hexagon Nut Lock	Гайка присваенная	ø16
23	920054	4	Kuusiomutteri i.lattia		Cup head washer	Шайба вогнутая	ø8
24	921070	4	Kupualuslevy		Washer	Шайба	D30/9
25	923094	6	Aluslasta		Anchor Bolt	Анкерный болт	16-50
26	923326	16	Kilta-ankkuripultti		Hex Flange Nut	Гайка с фланцем	ø8x70
27	923645	474	Laippamutteri		Hex Flange Bolt	Болт с фланцем	ø8
28	923654	422	Laippapultti		Hex Flange Bolt	Болт с фланцем	ø8x20
29	923655	36	Laippapultti		Sticker	наклейка	ø8x30
30	923888	3	Tarra		Glue	Клей	ø8x30
31	960440_1	1	Liima				Würth 089010037D

Rev.	Muutos	Muuttanut	Hyväksymis pvm
D			

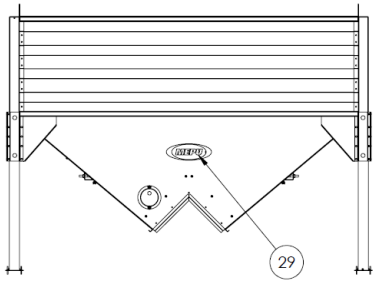

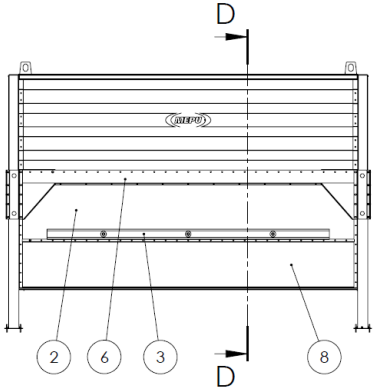

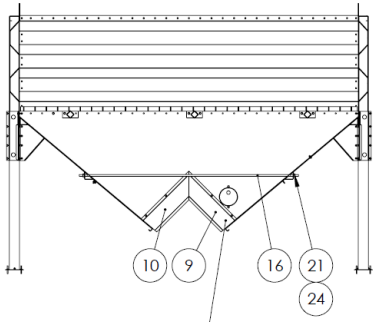

Peitelevyt 108503 ja 108503PK asennetaan kuljettimen asennuksen yhteydessä peittämään rako kuljettimen ja altaan päädyn välissä.

SECTION D-D

Slab	Material	Finish	Weight	Drawn by	Date
			971.20 kg	Olavi Möysä	19.05.2011
General tolerance ISO 2768-c	This drawing remains the property of Mepu Oy. It must be returned on request and cannot be copied or used without Mepu Oy's consent.			Approved by	Date
Name: Kaatoallas / Reception hopper / Раковина		Dimension, type: E30 KTIG 30-40 (80t) 12m³		Sheet format: A3 / Page: 2/4	Scale: 1:30
				CODE: 107612	Rev: D

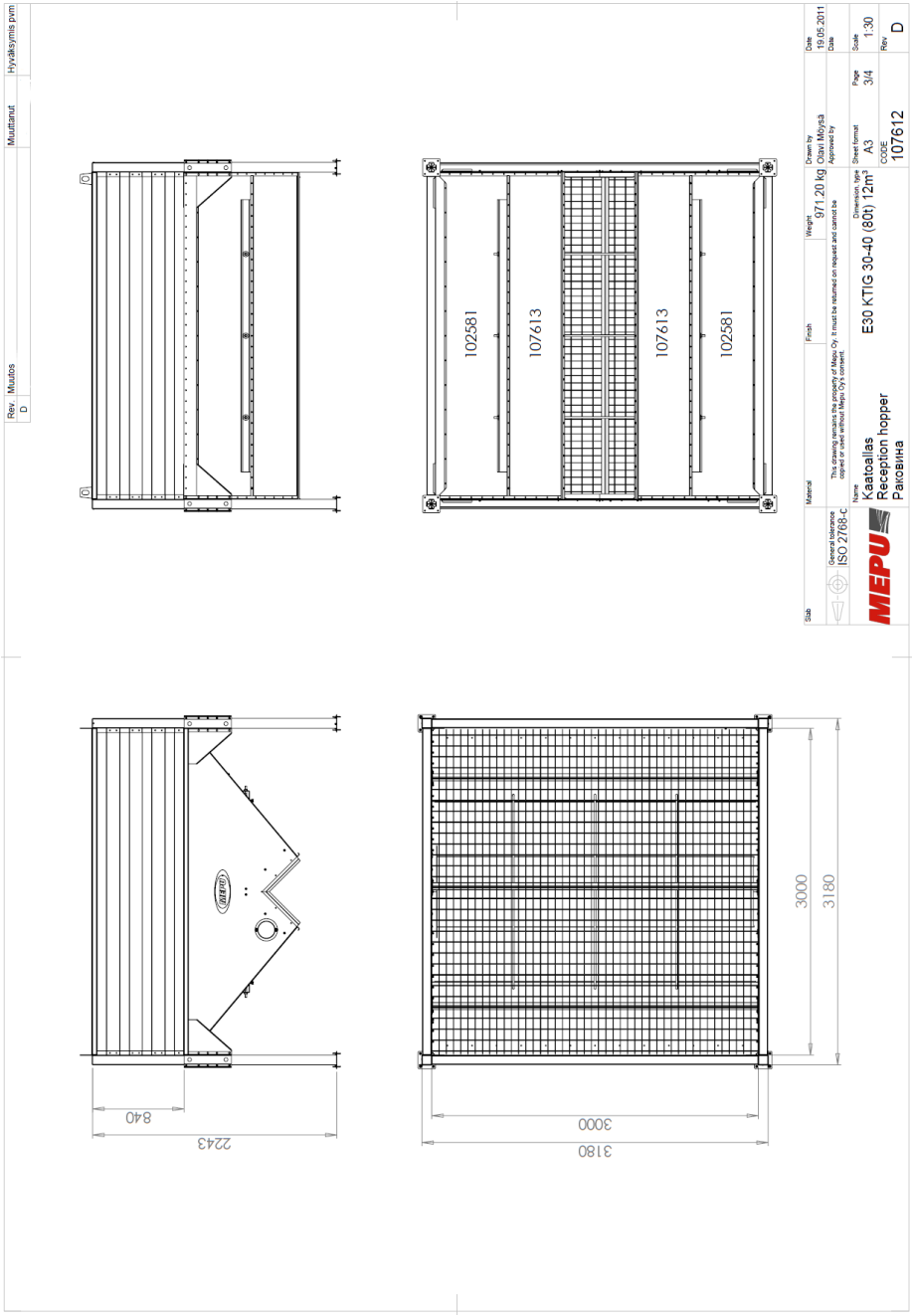
Rev.
Muutos
Muuttanut
Hyväksymis pvm.
D
102581
107613
107613
102581
Sub
Material
Finish
Weight
971.20 kg
Drawn by
Olavi Moysä
Approved by
Date
19.05.2011
Date
General tolerance
ISO 2768-C
This drawing remains the property of Mepu Oy. It must be returned on request and cannot be copied or used without Mepu Oy's consent.
Name
Kaatoallas
Reception hopper
Раковіна
MEPU
Dimension, type
E30 KTIG 30-40 (80t) 12m³
Sheet format
A3
CODE
107612
Page
3/4
Scale
1:30
Rev
D
3000
3180
3000
3180
840
2243

3.6. KTIG 40-40 100t (107813_1D)

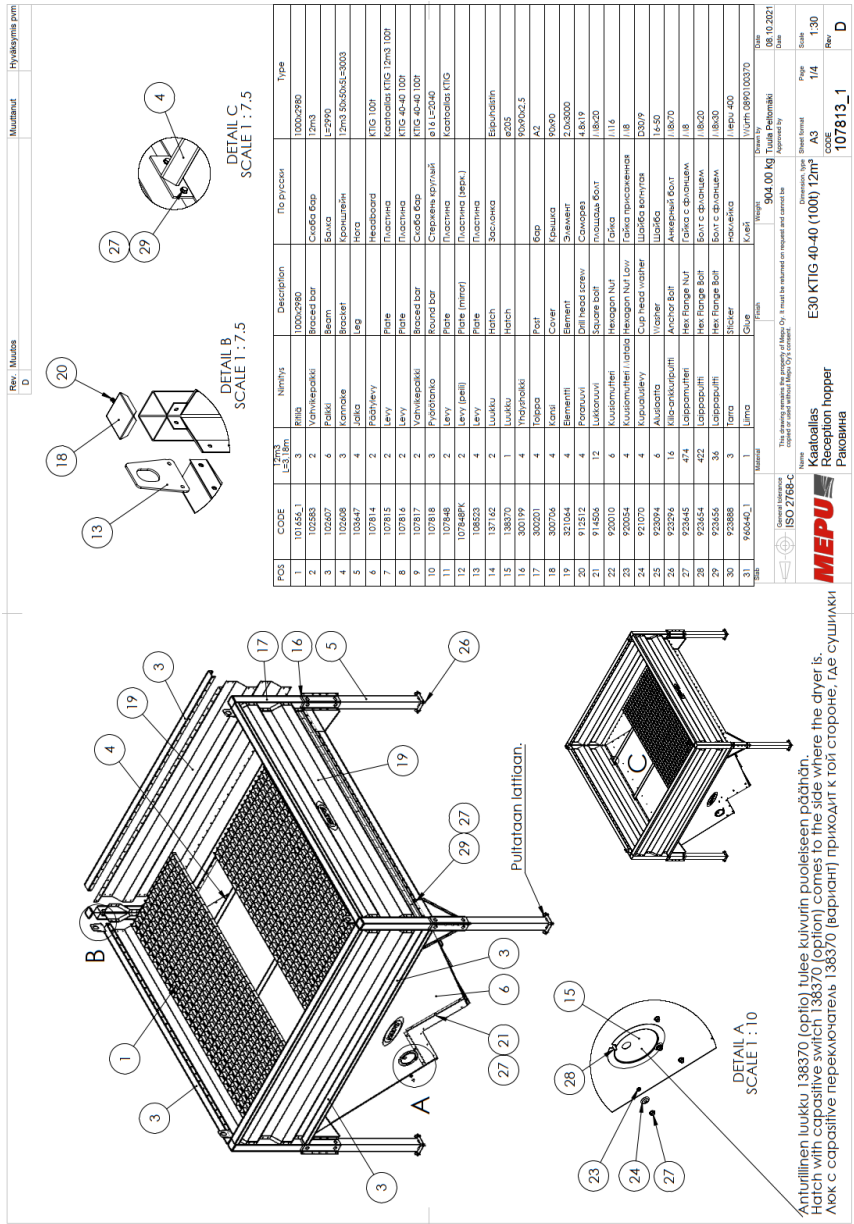

POS	CODE	12m3 L=3700mm	Nimitys	Description	По русски	Type
1	101656_1	3	Riitä	1000x2980		1000x2980
2	102583	2	Vahvikepalkki	Braced bar	Скоба бар	12m3
3	102607	6	Palkki	Beam	Балка	L=2990
4	102698	3	Kannake	Bracket	Кронштейн	12m3 50x50x5 L=3003
5	103647	4	Jalka	Leg	Нога	
6	107814	2	Pääpiteve	Headboard		KTIG 100t
7	107815	2	Levy	Plate	Пластина	Kaatoallas KTIG 12m3 100t
8	107816	2	Levy	Plate	Пластина	KTIG 40-40 100t
9	107817	2	Vahvikepalkki	Braced bar	Скоба бар	KTIG 40-40 100t
10	107818	3	Pyöreänko	Round bar	Стержень круглый	ø18 L=2040
11	107848	2	Levy	Plate	Пластина	Kaatoallas KTIG
12	107848PK	2	Levy (peili)	Plate (mirror)	Пластина (верх.)	
13	108523	4	Levy	Plate	Пластина	
14	137162	2	Luukku	Hatch	Заслонка	Eläpuhdistin
15	138370	1	Luukku	Hatch		ø205
16	300199	4	Yläpitokki	Post	Бар	90x90x2,5
17	300201	4	Tappa	Post	Бар	A2
18	300706	4	Kansi	Cover	Крышка	90x90
19	321064	4	Elementti	Element	Элемент	2.0x3000
20	913512	4	Pozisuuri	Drill head screw	Саморез	4.8x19
21	914506	12	Lukkosuuri	Square bolt	Полусуш болт	M8x20
22	920010	6	Kuusiomutteri	Hexagon Nut	Гайка	
23	920054	4	Kuusiomutteri i Jalka	Hexagon Nut Leg	Гайка приспособления	M8
24	921070	4	Kupusaulavy	Cup head washer	Шайба волнуто	D30/9
25	923094	6	Aluslaatta	Washer	Шайба	16x50
26	923296	16	Kiila-ankkuripultti	Anchor Bolt	Анкерный болт	M8/70
27	923645	474	Laippamutteri	Hex Flange Nut	Гайка с фланцем	M8
28	923654	422	Laippapultti	Hex Flange Bolt	Болт с фланцем	M8x20
29	923656	36	Laippapultti	Hex Flange Bolt	Болт с фланцем	M8x30
30	923888	3	Tarra	Sticker	наклейка	Mepu 400
31	960640_1	1	Liima	Glue	Клей	Würth 089010037 0

Material | Finish | Weight | Drawn by | Date
General tolerance ISO 2768-c | This drawing remains the property of Mepu Oy. It must be returned on request and cannot be copied or used without Mepu's written consent. | Approved by | Sheet format | Page | Scale | Dimension, type | Code | Rev

Rev.	Muutos	Muuttanut	Hyväksymis pvm
D			

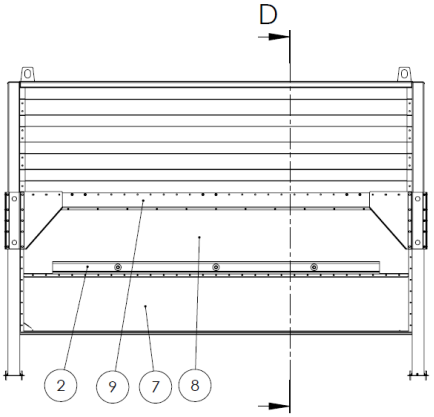

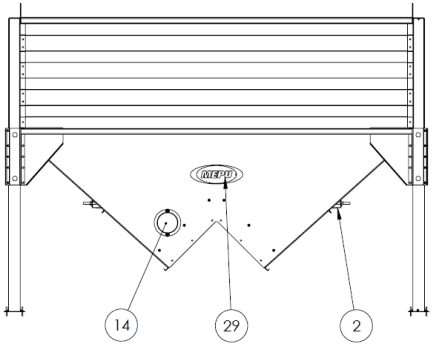

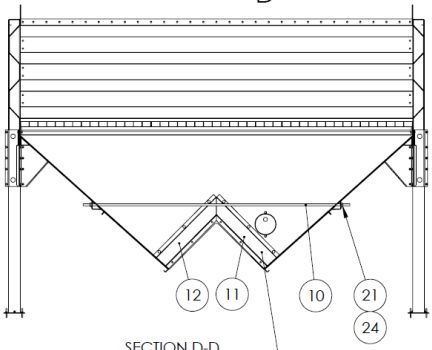

SECTION D-D

Peitelevyt 107848 ja 107848PK asennetaan kuljettimen asennuksen yhteydessä peittämään rako kuljettimen ja altaan päädyn välissä.

Slab	Material	Finish	Weight	Drawn by	Date
			904.00 kg	Tuula Peltomäki	08.10.2021
General tolerance: ISO 2768-c	This drawing remains the property of Mepu Oy. It must be returned on request and cannot be copied or used without Mepu Oy's consent.			Approved by: Tuula Peltomäki	Date

Name	Dimension, type	Sheet format	Page	Scale
Kaatoallas Reception hopper Раковина	E30 KTIG 40-40 (100t) 12m³	A3	2/4	1:25
		CODE: 107813_1		Rev: D

Rev.	Muutos	Muuttanut	Hyväksymis pvm
D			

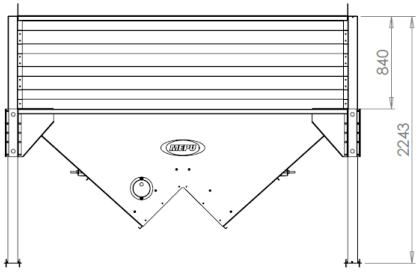

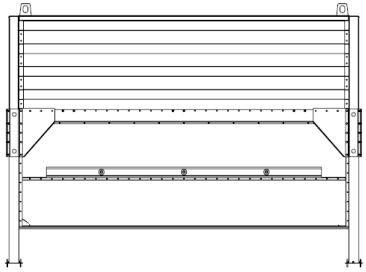

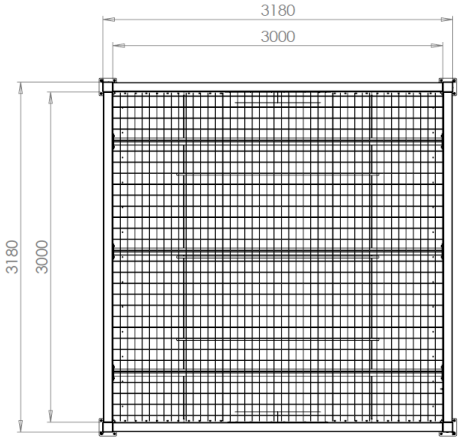

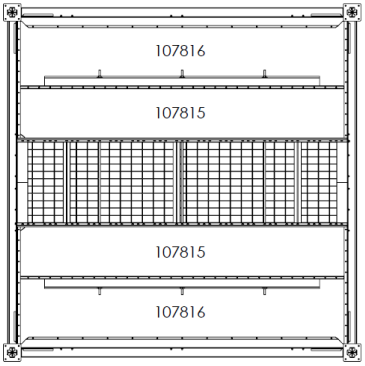

Slab	Material	Finish	Weight 904.00 kg	Drawn by Tuula Peltomäki	Date 08.10.2021
General tolerance ISO 2768-c	This drawing remains the property of Mepu Oy. It must be returned on request and cannot be copied or used without Mepu Oy's consent.			Approved by Tuula Peltomäki	Date
MEPU	Name Kaatoallas Reception hopper Раковина		Dimension, type E30 KTIG 40-40 (100t) 12m³	Sheet format A3 / Page 3/4	Scale 1:30
				CODE 107813_1	Rev D

3.7. KTG 60t (103630E)



POS	CODE	Default/QTY	Nimitys	Description	По русски	Type
1	101488	2	Levy	Plate	Пластина	KTG 801 18m3
2	101488PK	2	Levy (peili)	Plate (mirror)	Пластина (верх.)	KTG 801 18m3
3	101656_3	3	Riitta	1000-4070		1000-4070
4	102195	4	Levy	Plate	Пластина	
5	102606	4	Levy	Plate	Пластина	
6	102607	4	Pakki	Beam	Балка	L=2990
7	102608	4	Kannake	Bracket	Кронштейн	12m3 50x50x5 L=3003
8	102682	4	Pakki	Beam	Балка	L=1990
9	102935	2	Levy	Plate	Пластина	
10	102941_3	2	Jalka	Leg	Нога	
11	103609	4	Tuenta	Support	Опора	
12	103625	2	Levy	Plate	Пластина	L=2045
13	103625PK	2	Levy	Plate	Пластина	L=2045
14	103647	4	Jalka	Leg	Нога	
15	103728	2	Pakki	Beam	Балка	L=1650
16	108523	2	Levy	Plate	Пластина	
17	108524	2	Päätteleyy	Headboard	Спинка	KTG 60
18	137142	2	Luukku	Hatch	Заслонка	Ешрлфдсфн
19	138370	1	Pyöräteräs	Round bar	Стержень круглый	ø16 L=3230
20	300013	1	Neliöputki	Square tube	Труба квадратная	40x40x2.0 L=3000
21	300023	1	Yhdyshaka	Hook	Крюк	90x90x2.5
22	300199	4	Tappa	Post	Бар	A2
23	300201	2	Tappa	300202	Стоб	2 L=840
24	300202	2	Pyöräteräs	Round bar	Стержень круглый	ø16 L=1940
25	300259	6	Kiinnike	Bracket	Крепление	
26	300340	20	Kansi	Cover	Крышка	90x90
27	300706	6	Elementti	Element	Элемент	1.5x2000
28	321057	4	Elementti	Element	Элемент	1.5x3000
29	321060	2	Elementti	Element	Элемент	
30	350001	6	Pakki	Beam	Балка	
31	350002	6	Pakki	Beam		Vinotuki
32	600464	2	Peitelevy	Cover plate	Пластина	
33	600464PK	2	Peitelevy	Cover plate	Пластина	
34	910098	72	Kuusiruuvi	Hex bolt	Болт	//10x30
35	912512	6	Poranuvi	Drill head screw	Саморез	4.8x19
36	914506	12	Lukkoruuvi	Square bolt	площадка болт	//8x20
37	920007	72	Kuusiomutteri	Hexagon Nut	Гайка	//10
38	920010	14	Kuusiomutteri	Hexagon Nut	Гайка	//16
39	920054	4	Kuusiomutteri / laitaa	Hexagon Nut Lov	Гайка прижаенная	//8
40	921070	4	Kupiosuikey	Cup head washer	Шайба вогнутая	D30/9
41	923094	14	Aluslaatta	Washer	Шайба	16-50
42	923296	24	Killa-ankkuripultti	Anchor Bolt	Анкерный болт	//8x70
43	923445	638	Laippamutteri	Hex Flange Nut	Гайка с фланцем	//8
44	923454	570	Laippapultti	Hex Flange Bolt	Болт с фланцем	//8x20
34	923456	52	Laippapultti	Hex Flange Bolt	Болт с фланцем	//8x30
46	923888	3	Tarra	Sticker	наклейка	//epu 400
47	960024	4	Tulppa	Plug	Заглушка, пробка	№ 30
48	960640_1	2	Liima	Glue	Клей	Viljum 0890100370

Rev.	Muutos	Muuttanut	Hyväksymis pvm
E			

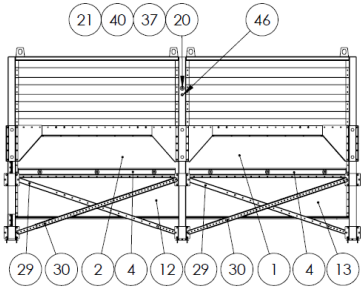

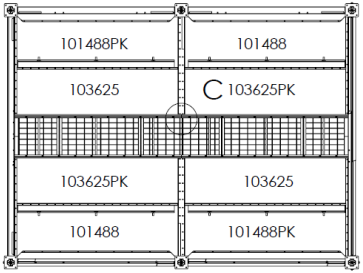

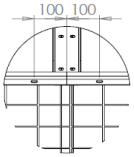

DETAIL C
SCALE 1 : 10

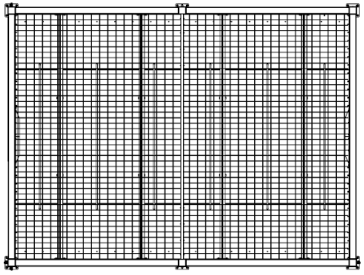

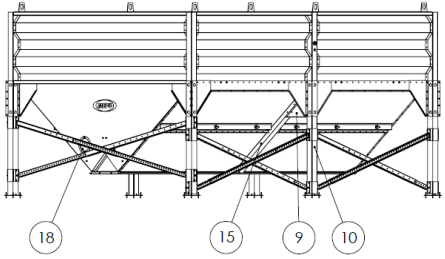

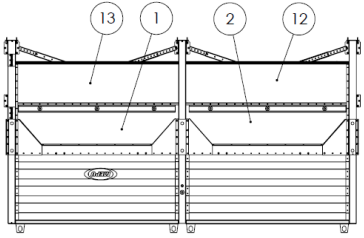

Slab	Material	Finish	Weight	Drawn by	Date
			1241.32 kg		
General tolerance ISO 2768-c	This drawing remains the property of Mepu Oy. It must be returned on request and cannot be copied or used without Mepu Oy's consent.			Approved by Jaakko Lindfors	Date
MEPU	Name Kaatoallas Reception hopper Завальная яма		Dimension, type E40 KTG (60t) 18m³	Sheet format A3 / Page 2/6	Scale 1:40
				CODE 103630	Rev E

Rev.	Muutos	Muuttanut	Hyväksymis pvm
E			

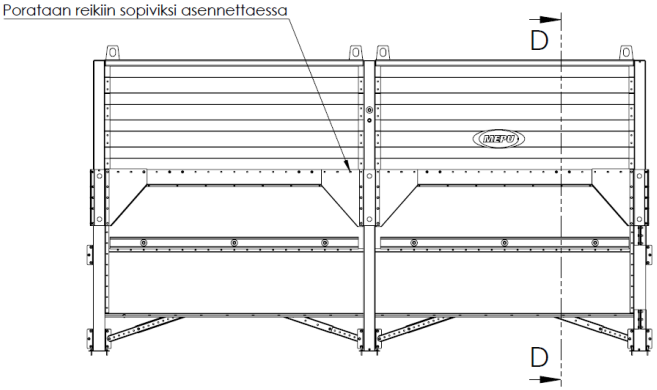

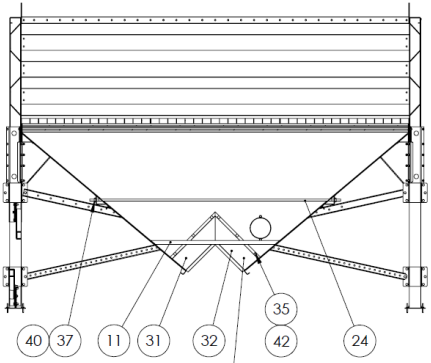

Peitelevyt 600464 ja 600464PK asennetaan kuljettimen asennuksen yhteydessä peittämään rako kuljettimen ja altaan päädyn välissä.

SECTION D-D

Slab	Material	Finish	Weight 1241.32 kg	Drawn by	Date
General tolerance ISO 2768-c	This drawing remains the property of Mepu Oy. It must be returned on request and cannot be copied or used without Mepu Oy's consent.			Approved by Jaakko Lindfors	Date
MEPU	Name Kaatoallas Reception hopper Завальная яма		Dimension, type E40 KTG (60t) 18m³	Sheet format A3 / Page 3/6	Scale 1:25
				CODE 103630	Rev E

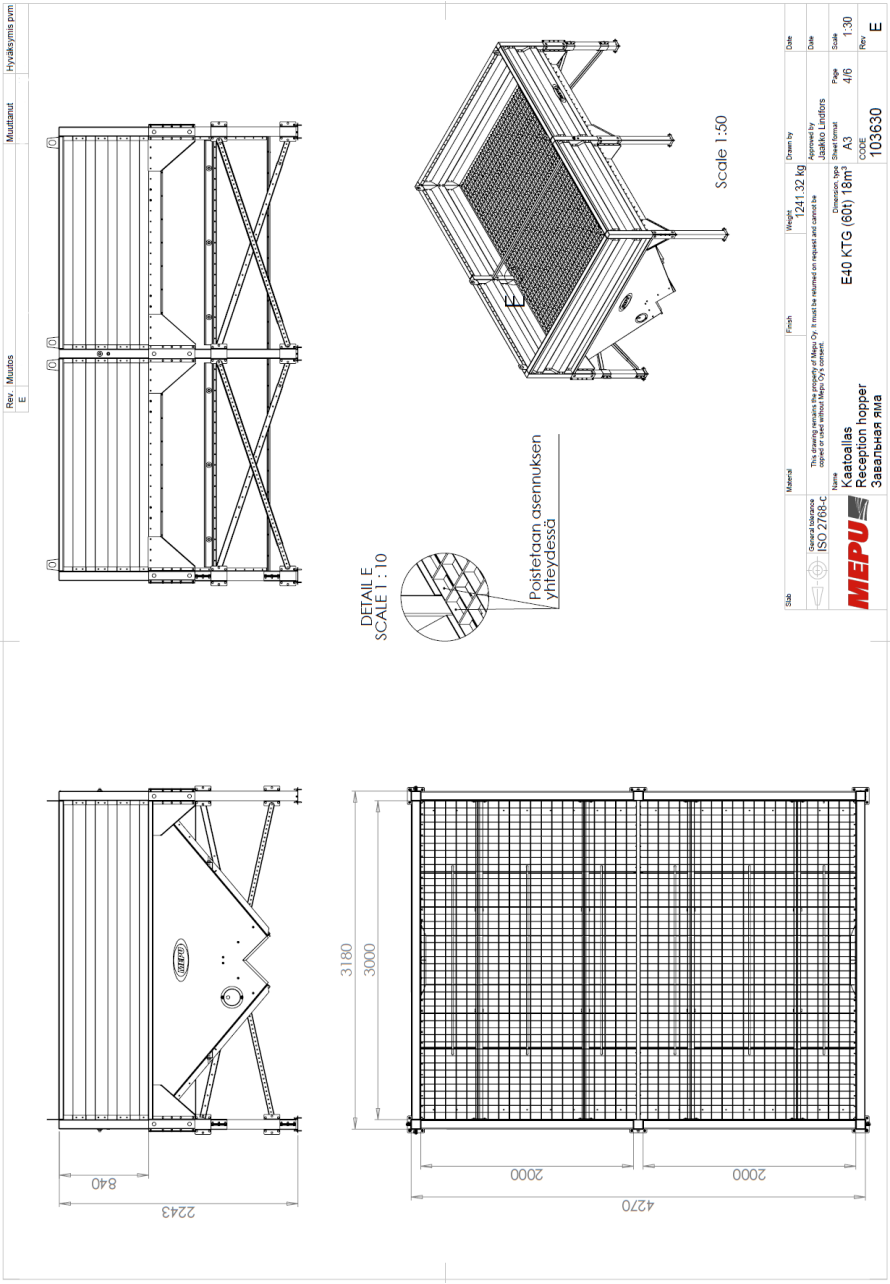
Rev. Muutos
E
Muutanut
Hyväksymis pvm
DETAIL E
SCALE 1 : 10
Poistetaan asennuksen yhteydessä
E
Scale 1:50
Slab
Material
Finish
Weight
1241.32 kg
Drawn by
Date
General tolerance
ISO 2768-C
This drawing remains the property of Mepu Oy. It must be returned on request and cannot be copied or used without Mepu Oy's consent.
Approved by
Date
Name
Kaatoallas
Reception hopper
Заваливная яма
MEPU
E40 KTG (60t) 18m³
Dimension, type
Sheet format
A3
Page
4/6
Scale
1:30
CODE
103630
Rev
E
3180
3000
2000
2000
4270
840
2243

3.8. KTIG 30-40 80t (104124D)

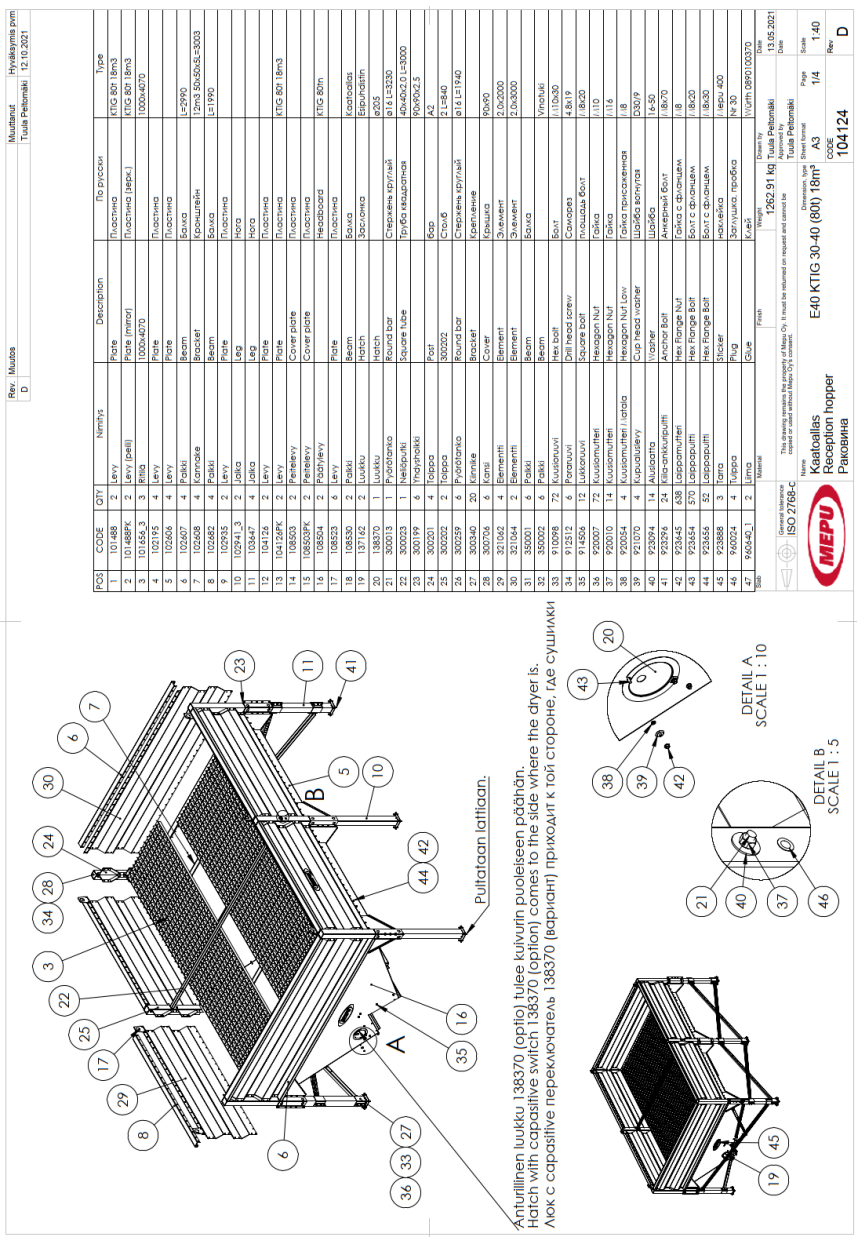

Rev.	Muutos	Muuttanut	Hyväksymis pvm
D			

Porataan reikiin sopiviksi asennettaessa

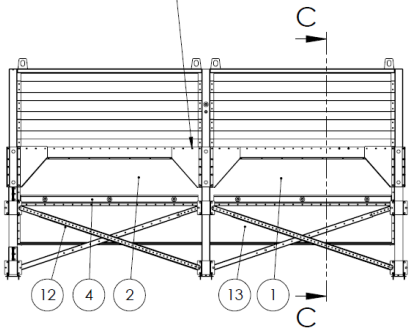

DETAIL D
SCALE 1 : 7.5

Poistetaan asennuksen yhteydessä

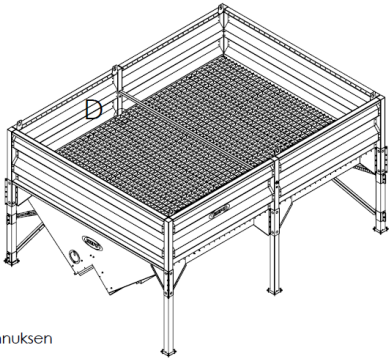

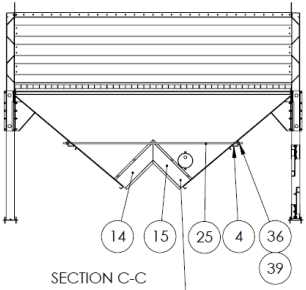

SECTION C-C

Peitelevyt 108503 ja 108503PK asennetaan kuljettimen asennuksen yhteydessä peittämään rako kuljettimen ja altaan päädyn välissä.

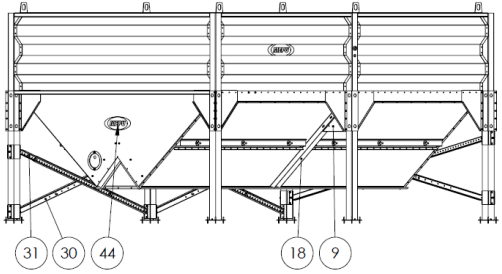

Slab	Material	Finish	Weight	Drawn by	Date
			1262.91 kg	Tuula Peltomäki	13.05.2021
General tolerance ISO 2768-c	This drawing remains the property of Mepu Oy. It must be returned on request and cannot be copied or used without Mepu Oy's consent.			Approved by Tuula Peltomäki	Date
Name			Dimension, type	Sheet format	Page / Scale
Kaatoallas Reception hopper Раковина			E40 KTIG 30-40 (80t) 18m³	A3	2/4 / 1:35
				CODE 104124	Rev D

Rev.	Muutos	Muuttanut	Hyväksymis pvm
D			

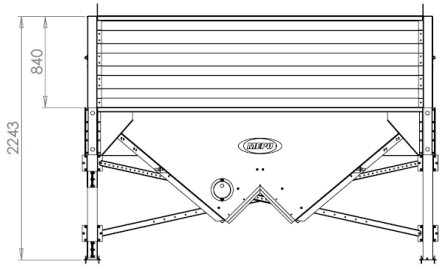

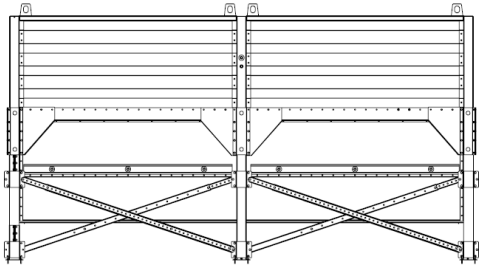

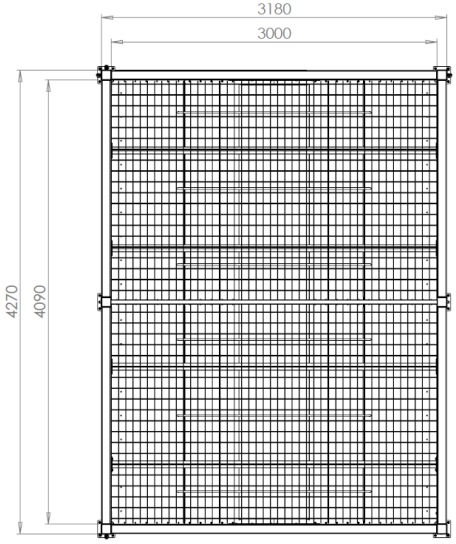

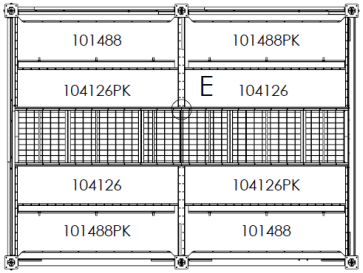

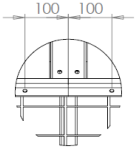

DETAIL E
SCALE 1 : 7.5

Slab	Material	Finish	Weight 1262.91 kg	Drawn by Tuula Peltomäki	Date 13.05.2021
General tolerance ISO 2768-c	This drawing remains the property of Mepu Oy. It must be returned on request and cannot be copied or used without Mepu Oy's consent.			Approved by Tuula Peltomäki	Date
MEPU	Name Kaatoallas Reception hopper Раковина		Dimension, type E40 KTIG 30-40 (80t) 18m³	Sheet format A3 / Page 3/4	Scale 1:30
				CODE 104124	Rev D

3.9. KTIG 40-40 100t (107845D)

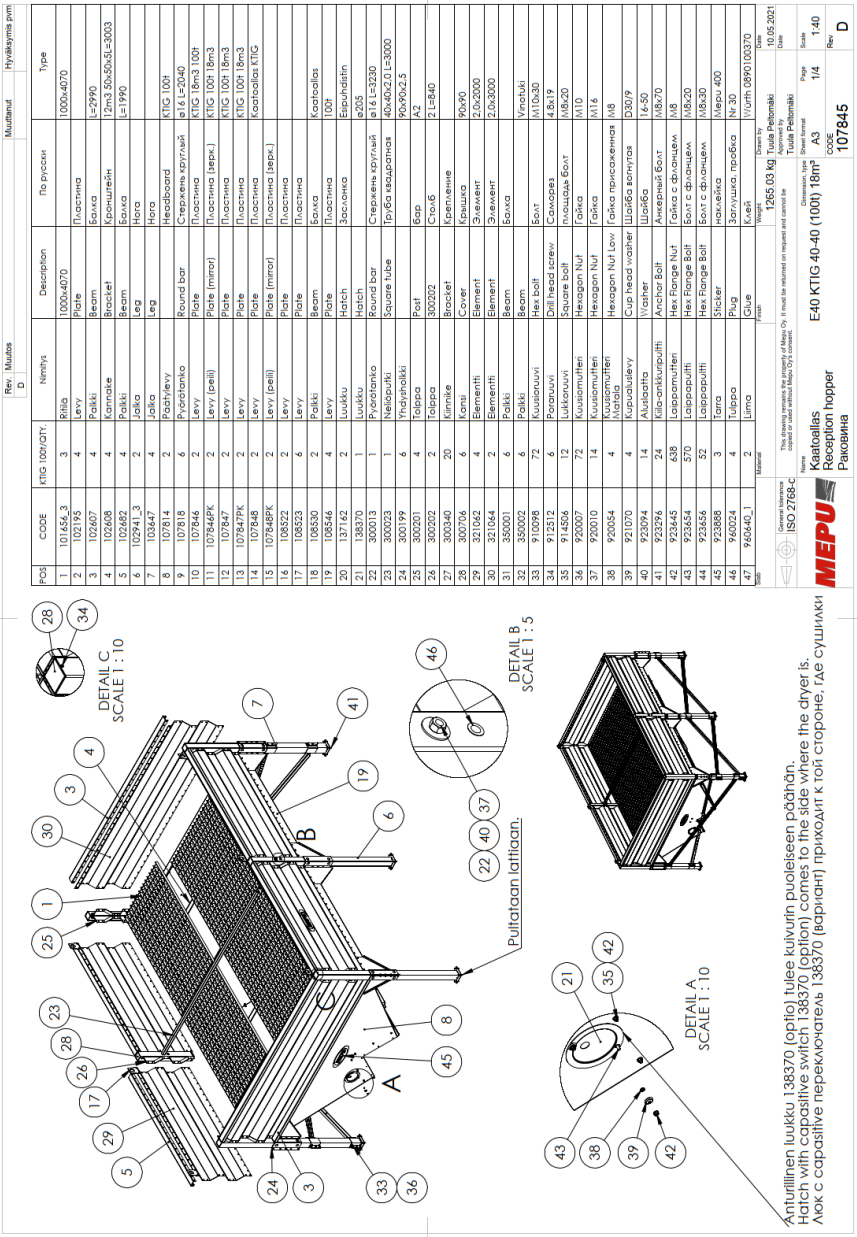

POS	CODE	KTIG 100t/QTY	Nimitys	Description	По русски	Type
1	101656_3	3	Riksi	1000x4070		1000x4070
2	102195	4	Levy	Plate	Пластина	
3	102607	4	Palkki	Beam	Балка	L=2990
4	102608	4	Kannake	Bracket	Кронштейн	12m3 50x50x5L=3003
5	102682	4	Palkki	Beam	Балка	L=1990
6	102941_3	2	Jalka	Leg	Нога	
7	103647	4	Jalka	Leg	Нога	
8	107814	2	Paahtylevy	Headboard	Headboard	KTIG 100t
9	107818	6	Pyörötanko	Round bar	Стержень круглый	ø16 L=2040
10	107846	2	Levy	Plate	Пластина	KTIG 18m3 100t
11	107846PK	2	Levy (peili)	Plate (mirror)	Пластина (верх.)	KTIG 100t 18m3
12	107847	2	Levy	Plate	Пластина	KTIG 100t 18m3
13	107847PK	2	Levy	Plate	Пластина	KTIG 100t 18m3
14	107848	2	Levy	Plate	Пластина	Kaatoalas KTIG
15	107848PK	2	Levy (peili)	Plate (mirror)	Пластина (верх.)	
16	108522	2	Levy	Plate	Пластина	
17	108523	6	Levy	Plate	Пластина	
18	108530	2	Palkki	Beam	Балка	Kaatoalas
19	108546	4	Levy	Plate	Пластина	100t
20	137162	2	Luukku	Hatch	Заслонка	Eläpuhdistin
21	138370	1	Luukku	Hatch		ø205
22	300013	1	Pyörötanko	Round bar	Стержень круглый	ø16 L=3230
23	300023	1	Neliöputki	Square tube	Труба квадратная	40x40x2.0 L=3000
24	300199	6	Yhdyshokki			90x90x2.5
25	300201	4	Tolppa	Post	Бар	A2
26	300202	2	Tolppa	300202	Столб	2 L=840
27	300340	20	Kiinnike	Bracket	Крепление	
28	300706	6	Kansi	Cover	Крышка	90x90
29	321042	4	Elementti	Element	Элемент	2.0x2000
30	321044	2	Elementti	Element	Элемент	2.0x3000
31	350001	6	Palkki	Beam	Балка	
32	350002	6	Palkki	Beam		Vinoluki
33	910098	72	Kuusiovuori	Hex bolt	Болт	M10x30
34	912512	6	Poratuuvi	Drill head screw	Саморез	4.8x19
35	914506	12	Lukkoruuvi	Square bolt	площадь болт	M8x20
36	920007	72	Kuusiomutteri	Hexagon Nut	Гайка	M10
37	920010	14	Kuusiomutteri	Hexagon Nut	Гайка	M16
38	920054	4	Kuusiomutteri Low	Hexagon Nut Low	Гайка присаженная	M8
39	921070	4	Kupulaulevy	Cup head washer	Шайба вогнутая	D30/9
40	923094	14	Aluslaatta	Washer	Шайба	16-50
41	923396	24	Kilo-ankkuripultti	Anchor Bolt	Анкерный болт	M8x70
42	923445	638	Laippamutteri	Hex Flange Nut	Гайка с фланцем	M8
43	923454	570	Laippapultti	Hex Flange Bolt	Болт с фланцем	M8x20
44	923454	52	Laippapultti	Hex Flange Bolt	Болт с фланцем	M8x30
45	923588	3	Tarra	Sticker	Наклейка	Merpu 400
46	960024	4	Tulppa	Plug	Заглушка, пробка	Nr 30
47	960640_1	2	Liima	Glue	Клей	WURTH 089010037 0

Material: Finish: Weight: 1265.03 kg

Drawn by: Tuula Peltomäki 10.05.2021
Approved by: Date

General tolerance ISO 2768-c

This drawing remains the property of Mepu Oy. It must be returned on request and cannot be copied or used without Mepu Oy's consent.

Name: Kaatoalas Reception hopper Раковина

MEPU

E40 KTIG 40-40 (100t) 18m³

Drawing type: Type | Sheet format: A3 | Page: 1/4 | Scale: 1:40

CODE: 107845 | Rev: D

Rev.	Muutos	Muuttanut	Hyväksymis pvm
D			

Porataan reikiin sopiviksi asennettaessa

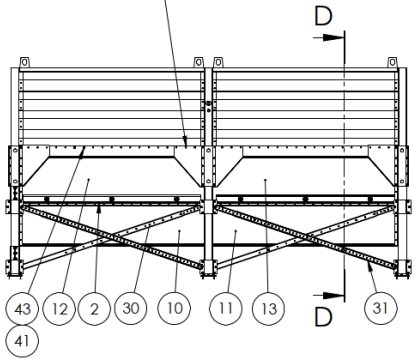

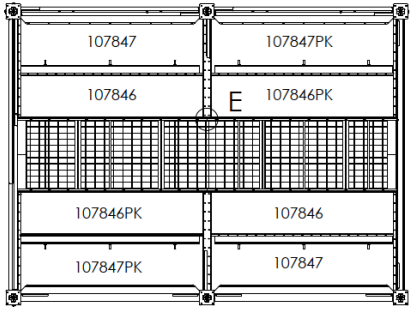

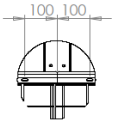

DETAIL E
SCALE 1 : 10

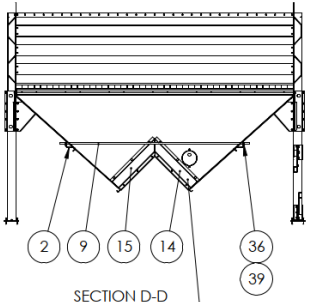

SECTION D-D

Peitelevyt 107848 ja 107848PK asennetaan kuljettimen asennuksen yhteydessä peittämään rako kuljettimen ja altaan päädyn välissä.

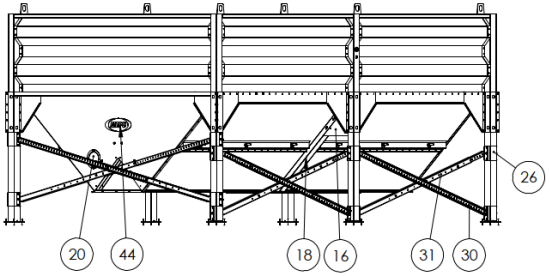

Slab	Material	Finish	Weight 1264.91 kg	Drawn by Tuula Peltomäki	Date 10.05.2021
General tolerance ISO 2768-c	This drawing remains the property of Mepu Oy. It must be returned on request and cannot be copied or used without Mepu Oy's consent.			Approved by Tuula Peltomäki	Date
MEPU	Name Kaatoallas Reception hopper Раковина		Dimension, type E40 KTIG 40-40 (100t) 18m³	Sheet format A3 / Page 2/4	Scale 1:35
				CODE 107845	Rev D

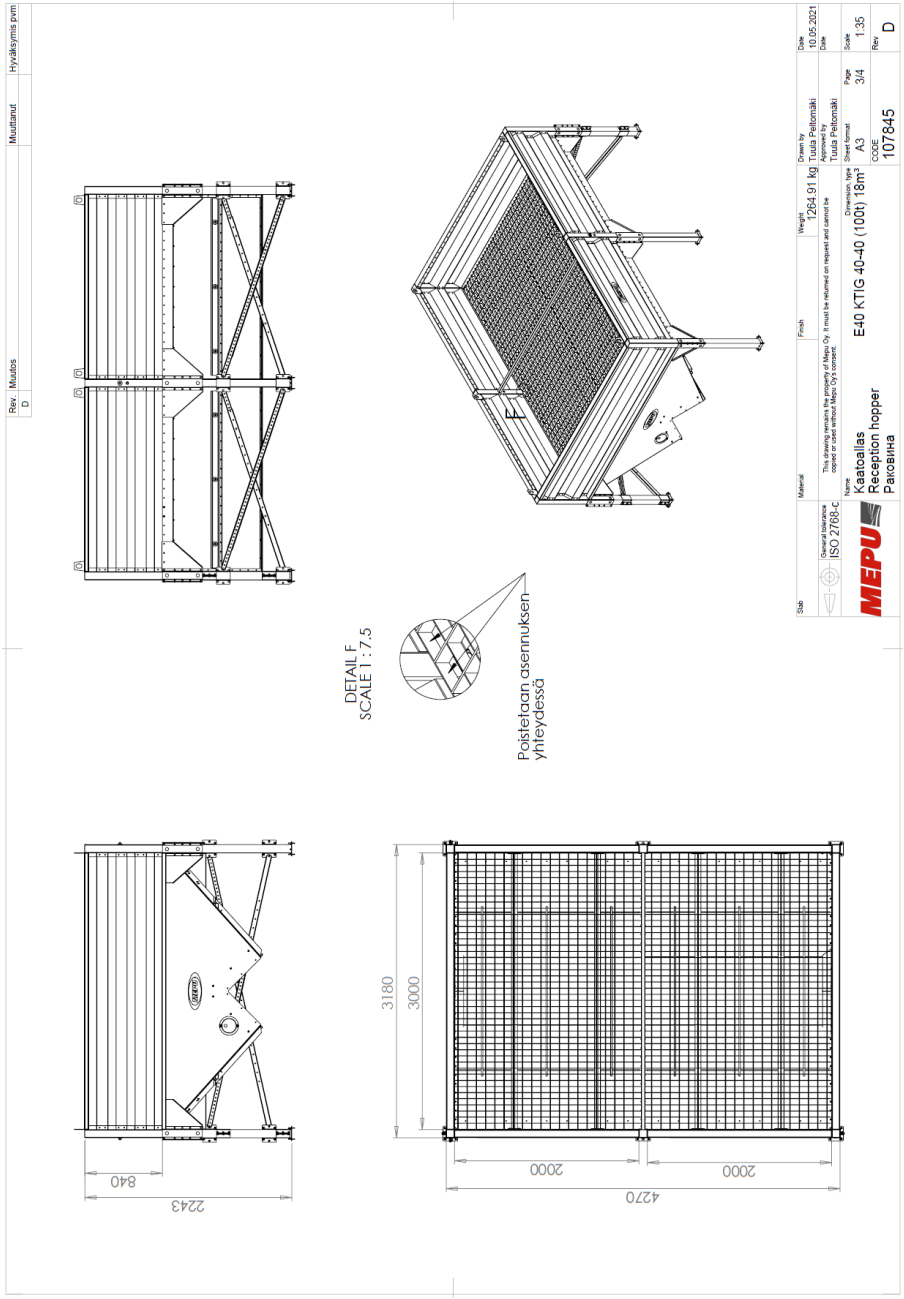
Rev.
Muutos
Muuttanut
Hyväksymis pvm
D
DETAIL F
SCALE 1 : 7.5
Poistetaan asennuksen yhteydessä
3180
3000
2000
2000
4270
840
2243
Slab
Material
Finish
Weight
1264.91 kg
Drawn by
Tuula Peltomäki
Approved by
Tuula Peltomäki
Date
10.05.2021
Sheet at titleblock
ISO 216:C
This drawing remains the property of Mepu Oy. It must be returned on request and cannot be copied or used without Mepu Oy's consent.
Name
Kaatoallas
Reception hopper
Раковина
E40 KTIG 40-40 (100h) 18m³
Dimension type
Sheet format
A3
Page
3/4
Scale
1:35
CODE
107845
Rev
D

3.10. KTG 60t (108508B)

Rev.	Muutos	Muuttanut	Hyväksymis pvm
B		Tuula Peltomäki	06.07.2021

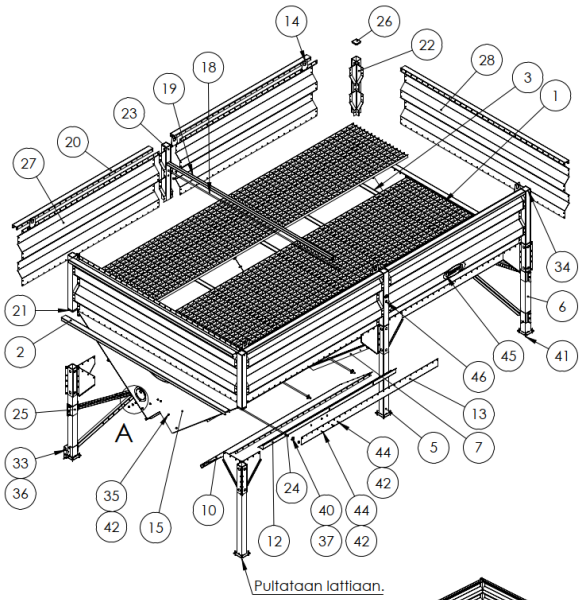

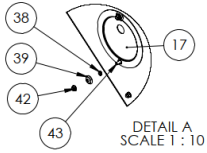

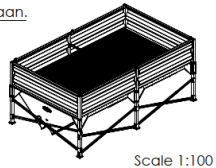

Scale 1:100

POS	CODE	QTY	Nimitys	Description	По русски	Type
1	101656_4	3	Ritilä	Grid		1000x4980
2	102607	4	Palkki	Beam	Балка	L=2990
3	102608	5	Kannake	Bracket	Кронштейн	12m3 50x50xSL=3003
4	102935	2	Levy	Plate	Пластина	
5	102941_3	2	Jalka	Leg	Нога	
6	103647	4	Jalka	Leg	Нога	
7	103728	2	Palkki	Beam	Балка	L=1650
8	108509	2	Levy	Plate	Пластина	KTG 60t
9	108509PK	2	Levy	Plate	Пластина	KTG 60t
10	108510	2	Levy	Plate	Пластина	
11	108510PK	2	Levy	Plate	Пластина	
12	108511	4	Levy	Plate	Пластина	
13	108512	4	Levy	Plate	Пластина	
14	108523	6	Levy	Plate	Пластина	
15	108524	2	Päätylevy		Headboard	KTG 60
16	137162	2	Luukku	Hatch	Заслонка	Esipuhdistin
17	138370	1	Luukku	Hatch		ø205
18	300013	1	Pyörötanko	Round bar	Стержень круглый	ø16 L=3230
19	300023	1	Neliöputki	Square tube	Труба квадратная	40x40x2,0 L=3000
20	300078	4	Levy	Plate	Пластина	174x2490
21	300199	6	Yhdyshaikki			90x90x2,5
22	300201	4	Tolppa	Post	бар	A2
23	300202	2	Tolppa	300202	Столб	2 L=840
24	300259	6	Pyörötanko	Round bar	Стержень круглый	ø16 L=1940
25	300340	20	Kiinnike	Bracket	Крепление	
26	300706	6	Kansi	Cover	Крышка	90x90
27	321059	4	Elementti	Element	Элемент	1,5x2500
28	321060	2	Elementti	Element	Элемент	1,5x3000
29	350001	6	Palkki	Beam	Балка	
30	350002	6	Palkki	Beam		Vinotuki
31	600464	2	Peitelevy	Cover plate	Пластина	
32	600464PK	2	Peitelevy	Cover plate	Пластина	
33	910098	72	Kuusioruuvi	Hex bolt	Болт	M10x30
34	912512	6	Poraruuvi	Drill head screw	Саморез	4,8x19
35	914506	12	Lukkoruuvi	Square bolt	Пьющадь болт	M8x20
36	920007	72	Kuusiomutteri	Hexagon Nut	Гайка	M10
37	920010	14	Kuusiomutteri	Hexagon Nut	Гайка	M16
38	920054	4	Kuusiomutteri M-latala	Hexagon Nut Low	Гайка присаженная	M8
39	921070	4	Kupualuslevy	Cup head washer	Шайба вогнутая	D30/9
40	923094	14	Aluslaatta	Washer	Шайба	16-50
41	923296	24	Killa-ankkuripultti	Anchor Bolt	Анкерный болт	M8x70
42	923645	720	Laippamutteri	Hex Flange Nut	Гайка с фланцем	M8
43	923654	648	Laippapultti	Hex Flange Bolt	Болт с фланцем	M8x20
44	923656	56	Laippapultti	Hex Flange Bolt	Болт с фланцем	M8x30
45	923888	3	Tarra	Sticker	наклейка	Mepu 400
46	960024	4	Tulppa	Plug	Заглушка, пробка	Nr 30
47	960640_1	2	Liima	Glue	Клей	WÜrth 0890100370

Anturillinen luukku 138370 (optio) tulee kuivurin puoleiseen päähän.
Hatch with capasitive switch 138370 (option) comes to the side where the dryer is.
Люк с capasitive переключатель 138370 (вариант) приходит к той стороне, где сушилки

Slab	Material	Finish	Weight 1404.34 kg	Drawn by Tuula Peltomäki — Date 24.07.2019
General tolerance ISO 2768-c	This drawing remains the property of Mepu Oy. It must be returned on request and cannot be copied or used without Mepu Oy's consent.			Approved by Tuula Peltomäki — Date
MEPU	Name Kaatoallas / Reception hopper / Завальная яма	Dimension, type E50 KTG (60t) 21m³	Sheet format A3 — Page 1/5	Scale 1:40
			CODE 108508	Rev B

Rev.	Muutos	Muuttanut	Hyväksymis pvm
B			

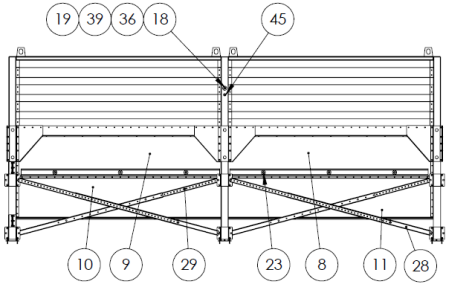

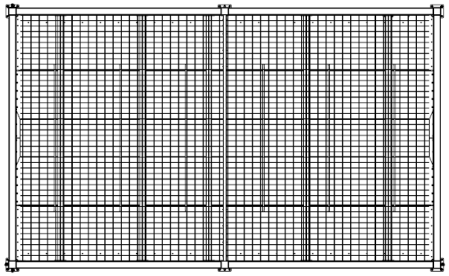

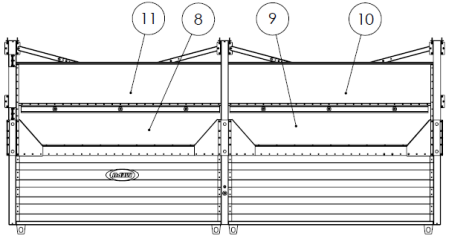

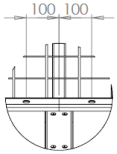

DETAIL B
SCALE 1 : 10

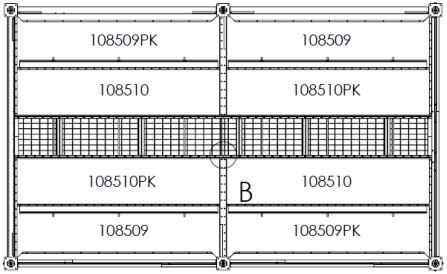

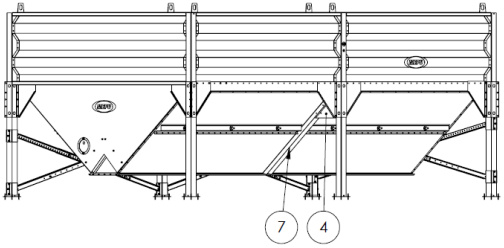

Slab	Material	Finish	Weight 1404.34 kg	Drawn by Tuula Peltomäki	Date 24.07.2019
General tolerance ISO 2768-c	This drawing remains the property of Mepu Oy. It must be returned on request and cannot be copied or used without Mepu Oy's consent.			Approved by Tuula Peltomäki	Date
MEPU	Name Kaatoallas Reception hopper Завальная яма		Dimension, type E50 KTG (60t) 21m³	Sheet format A3 / Page 2/5	Scale 1:40
				CODE 108508	Rev B

Rev.	Muutos	Muuttanut	Hyväksymis pvm
B			

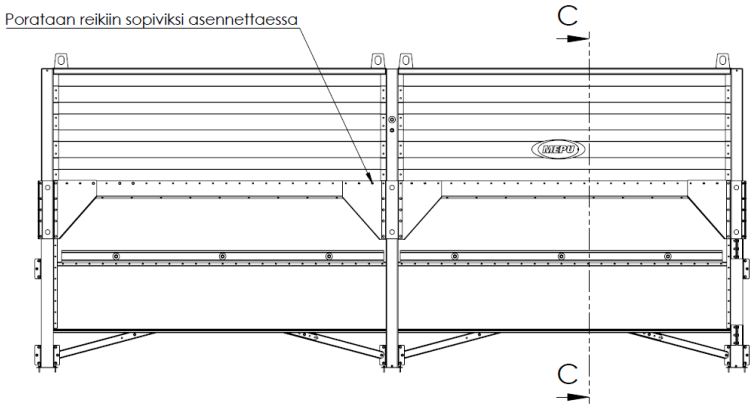

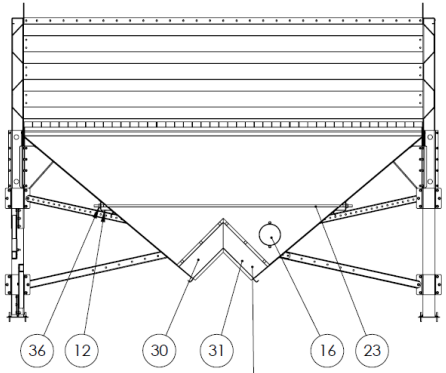

SECTION C-C

Peitelevyt 600464 ja 600464PK asennetaan kuljettimen asennuksen yhteydessä peittämään rako kuljettimen ja altaan päädyn välissä.

Slab	Material	Finish	Weight 1404.34 kg	Drawn by Tuula Peltomäki	Date 24.07.2019
General tolerance ISO 2768-c	This drawing remains the property of Mepu Oy. It must be returned on request and cannot be copied or used without Mepu Oy's consent.			Approved by Tuula Peltomäki	Date
MEPU	Name Kaatoallas Reception hopper Завальная яма		Dimension, type E50 KTG (60t) 21m³	Sheet format A3 / Page 3/5	Scale 1:25
				CODE 108508	Rev B

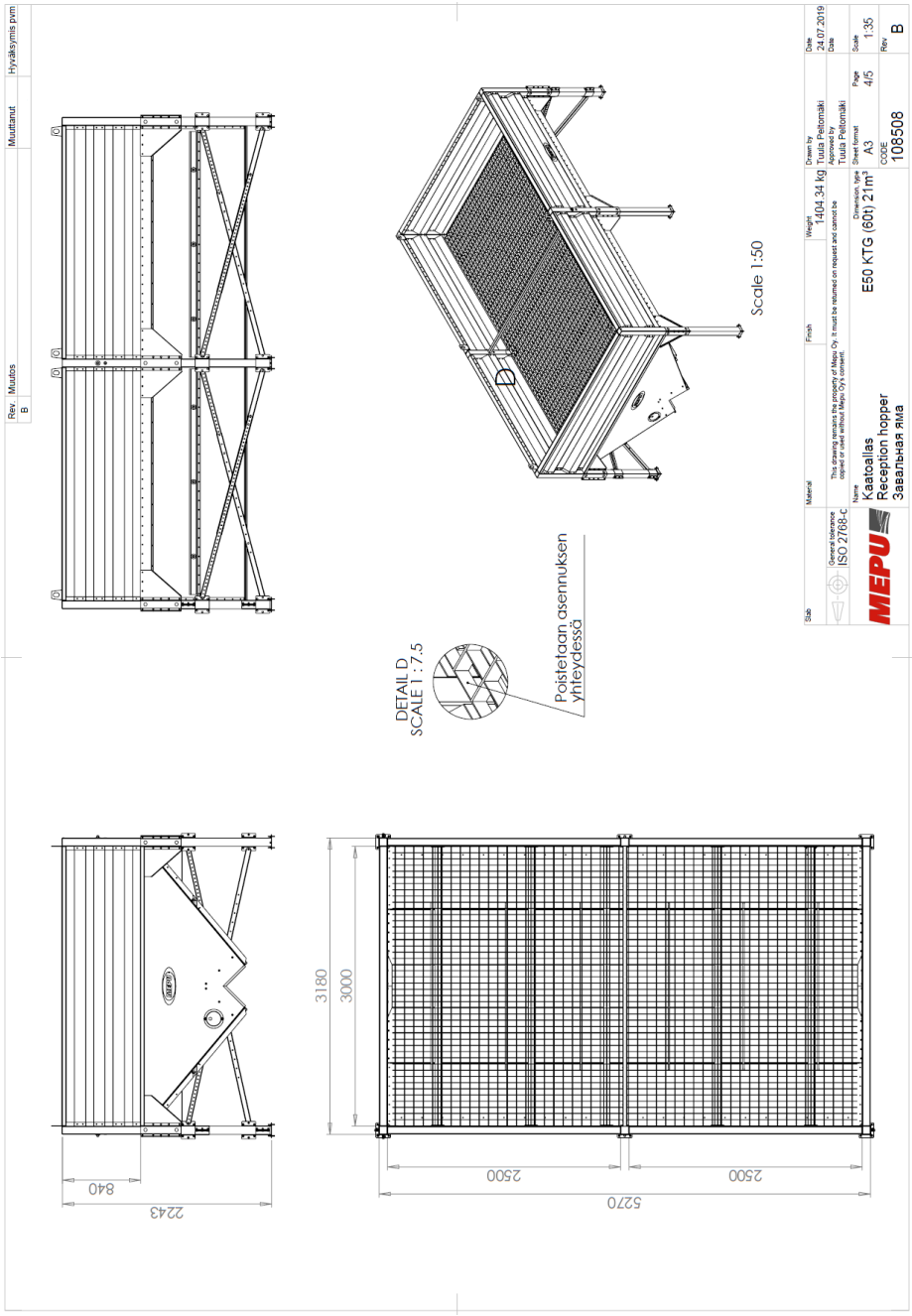
Rev.
Muutos
Muuttanut
Hyväksymis pvm
B
Scale 1:50
DETAIL D
SCALE 1 : 7.5
Poistetaan asennuksen yhteydessä
3180
3000
840
2243
2500
2500
5270
Slab
Material
Finish
Weight
1404.34 kg
Drawn by
Tuula Peltomäki
Approved by
Tuula Peltomäki
Date
24.07.2019
Date
Page
4/5
Scale
1:35
Rev
B
General tolerance
ISO 2768-c
This drawing remains the property of Mepu Oy. It must be returned on request and cannot be copied or used without Mepu Oy's consent.
Name
Kaatoallas
Reception hopper
Завальная яма
Dimension type
E50 KTG (60t) 21m³
Sheet format
A3
CODE
108508
MEPU

3.11. KTIG 30-40 80t (108535A)

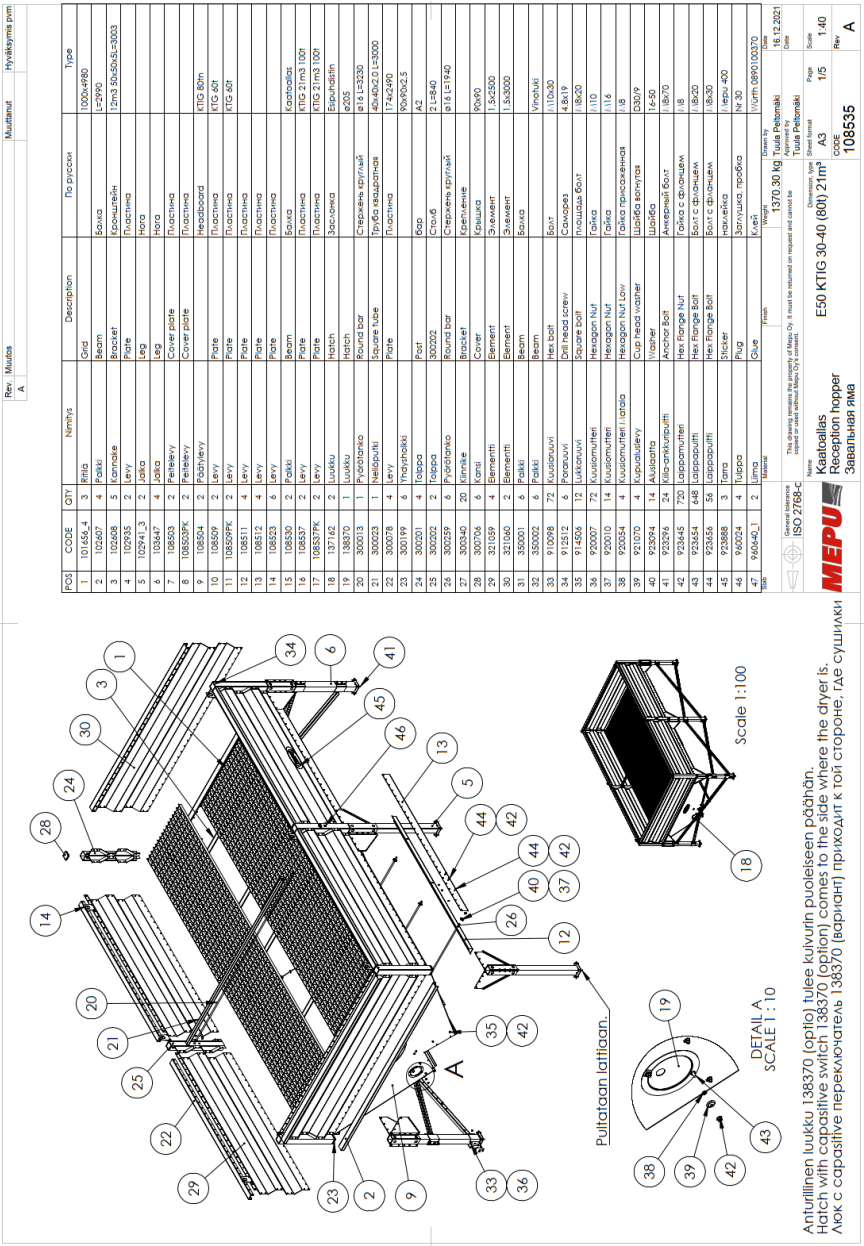

POS	CODE	QTY	Nimitys	Description	По русски	Type
1	101656_4	3	Ritilä	Grid	Решетка	1000x4980
2	102607	4	Palkki	Beam	Балка	L=2990
3	102608	5	Kannake	Bracket	Кронштейн	12m3 50x50x5L=3003
4	102935	2	Levy	Plate	Пластина	
5	102941_3	2	Jalka	Leg	Нога	
6	103647	4	Jalka	Leg	Нога	
7	108503	2	Peitelevy	Cover plate	Пластина	
8	108503PK	2	Peitelevy	Cover plate	Пластина	
9	108504	2	Pohjalevy	Headboard	Пластина	KTIG 80m
10	108509	2	Levy	Plate	Пластина	KTG 40t
11	108509PK	2	Levy	Plate	Пластина	KTG 40t
12	108511	4	Levy	Plate	Пластина	
13	108512	4	Levy	Plate	Пластина	
14	108523	6	Levy	Plate	Пластина	
15	108530	2	Palkki	Beam	Балка	Kaatoallas
16	108537	2	Levy	Plate	Пластина	KTIG 21m3 100t
17	108537PK	2	Levy	Plate	Пластина	KTIG 21m3 100t
18	137162	2	Luukku	Hatch	Заслонка	Espuhatin
19	138370	1	Luukku	Hatch		ø205
20	300013	1	Pyöratanko	Round bar	Стержень круглый	ø16 L=3230
21	300023	1	Neliöputki	Square tube	Труба квадратная	40x40x2.0 L=3000
22	300078	4	Levy	Plate	Пластина	174x2490
23	300199	6	Yläohjaltki			90x90x2,5
24	300201	4	Tappo	Post	Бар	A2
25	300202	2	Tappo	300202	Столб	2 L=840
26	300259	6	Pyöratanko	Round bar	Стержень круглый	ø16 L=1940
27	300340	20	Kiinnike	Bracket	Крепление	
28	300706	6	Kansi	Cover	Крышка	90x90
29	321059	4	Elementti	Element	Элемент	1.5x2500
30	321060	2	Elementti	Element	Элемент	1.5x3000
31	350001	6	Palkki	Beam	Балка	
32	350002	6	Palkki	Beam		Vinoluki
33	910098	72	Kuusiokuivi	Hex bolt	Болт	M10x30
34	912512	6	Poranruuvi	Drill head screw	Саморез	4.8x19
35	914506	12	Laitaruuvi	Square bolt	полшпа болт	M8x20
36	920007	72	Kuusiomutteri	Hexagon Nut	Гайка	M10
37	920010	14	Kuusiomutteri	Hexagon Nut	Гайка	M16
38	920054	4	Kuusiomutteri / ratalä	Hexagon Nut Low	Гайка присоединения	M8
39	921070	4	Kupolisuikevy	Cup head washer	Шайба вогнутая	D30/9
40	923094	14	Aluslaatta	Washer	Шайба	8-30
41	923296	24	Kiila-ankkuripultti	Anchor Bolt	Анкерный болт	M8x70
42	923645	720	Lappamutteri	Hex Flange Nut	Гайка с фланцем	M8
43	923654	648	Lappapultti	Hex Flange Bolt	Болт с фланцем	M8x20
44	923655	56	Lappapultti	Hex Flange Bolt	Болт с фланцем	M8x30
45	923888	3	Tarra	Sticker	наклейка	Mepu 400
46	960024	4	Tulppa	Plug	Заглушка, пробка	N° 30
47	960440_1	2	Liima	Glue	Клей	Würth 089010037 0

Sade: Material: Finish: Weight: 1370.30 kg
General tolerance ISO 2768-c
This drawing remains the property of Mepu Oy. It must be returned on request and cannot be copied or used without Mepu Oy's consent.
Name: E50 KTIG 30-40 (80t) 21m³
Kaatoallas
Reception hopper
Завальная яма
Dimension, type: Sheet format: A3
CODE: 108535
Drawn by: Tuula Peltomäki
Approved by: Tuula Peltomäki
Date: 15.12.2021
Date
Page: 1/5
Scale: 1.40
Rev: A

Rev.	Muutos	Muuttanut	Hyväksymis pvm
A			

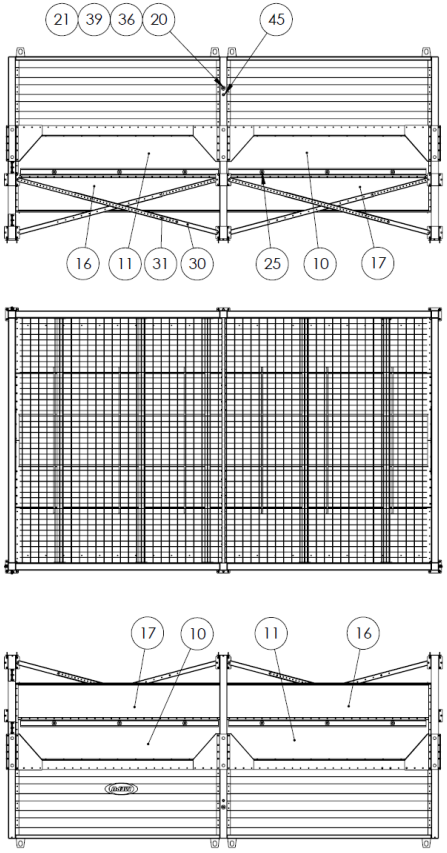

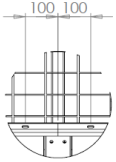

DETAIL B
SCALE 1 : 10

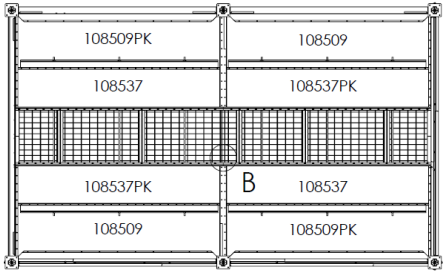

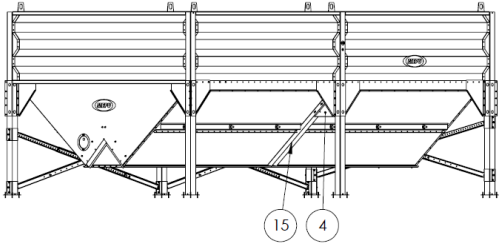

Slab	Material	Finish	Weight	Drawn by	Date
			1370.30 kg	Tuula Peltomäki	16.12.2021
General tolerance ISO 2768-c	This drawing remains the property of Mepu Oy. It must be returned on request and cannot be copied or used without Mepu Oy's consent.			Approved by Tuula Peltomäki	Date
Name		Dimension, type	Sheet format	Page	Scale
Kaatoallas Reception hopper Завальная яма		E50 KTIG 30-40 (80t) 21m³	A3	2/5	1:40
			CODE 108535		Rev A

Rev.	Muutos	Muuttanut	Hyväksymis pvm
A			

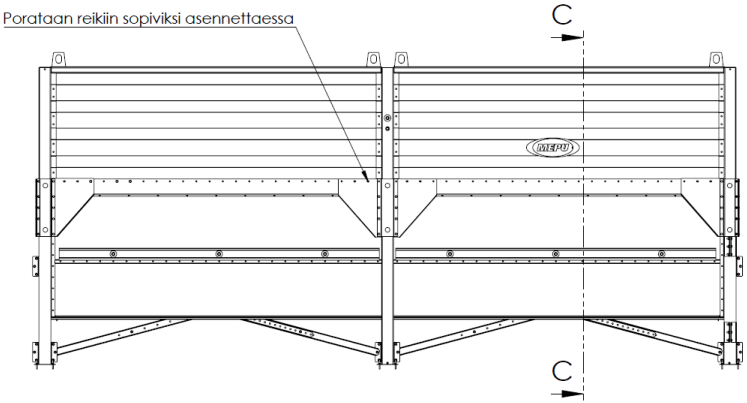

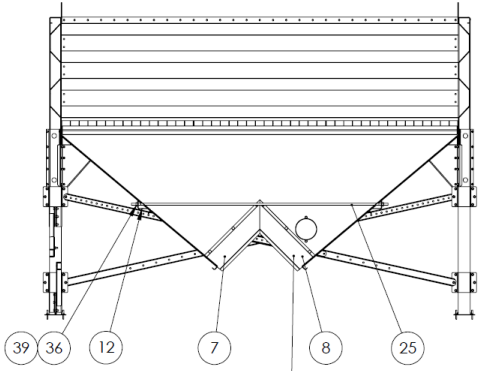

SECTION C-C

Peitelevyt 108503 ja 108503PK asennetaan kuljettimen asennuksen yhteydessä peittämään rako kuljettimen ja altaan päädyn välissä.

Slab	Material	Finish	Weight	Drawn by	Date
			1370.30 kg	Tuula Peltomäki	16.12.2021
General tolerance ISO 2768-c	This drawing remains the property of Mepu Oy. It must be returned on request and cannot be copied or used without Mepu Oy's consent.			Approved by Tuula Peltomäki	Date
MEPU	Name Kaatoallas Reception hopper Завальная яма		Dimension, type E50 KTIG 30-40 (80t) 21m³	Sheet format A3 / Page 3/5	Scale 1:25
				CODE 108535	Rev A

Rev.	Muutos	Muuttanut	Hyväksymis pvm
A			

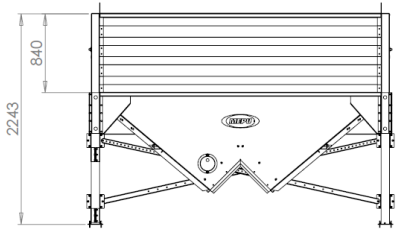

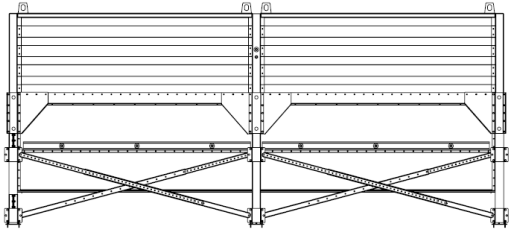

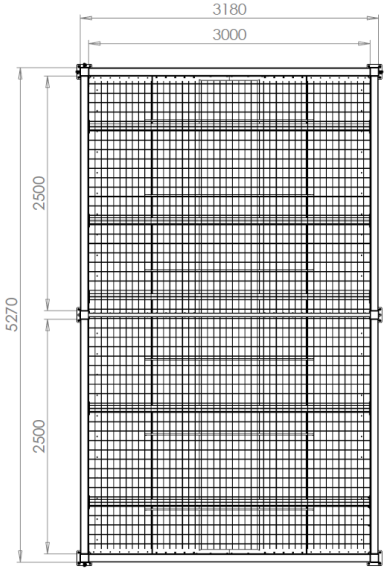

DETAIL D
SCALE 1 : 7.5

Poistetaan asennuksen yhteydessä

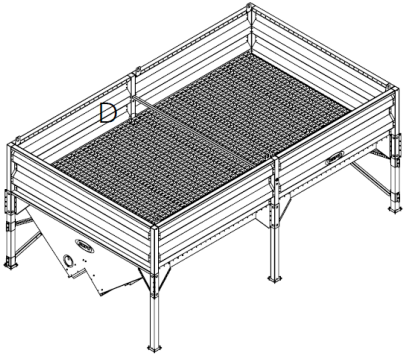

Scale 1:50

Slab	Material	Finish	Weight 1370.30 kg	Drawn by Tuula Peltomäki	Date 16.12.2021
General tolerance ISO 2768-c	This drawing remains the property of Mepu Oy. It must be returned on request and cannot be copied or used without Mepu Oy's consent.			Approved by Tuula Peltomäki	Date
MEPU	Name Kaatoallas Reception hopper Завальная яма		Dimension, type E50 KTIG 30-40 (80t) 21m³	Sheet format A3 / Page 4/5	Scale 1:35
				CODE 108535	Rev A

3.12. KTIG 40-40 100t (108536A)

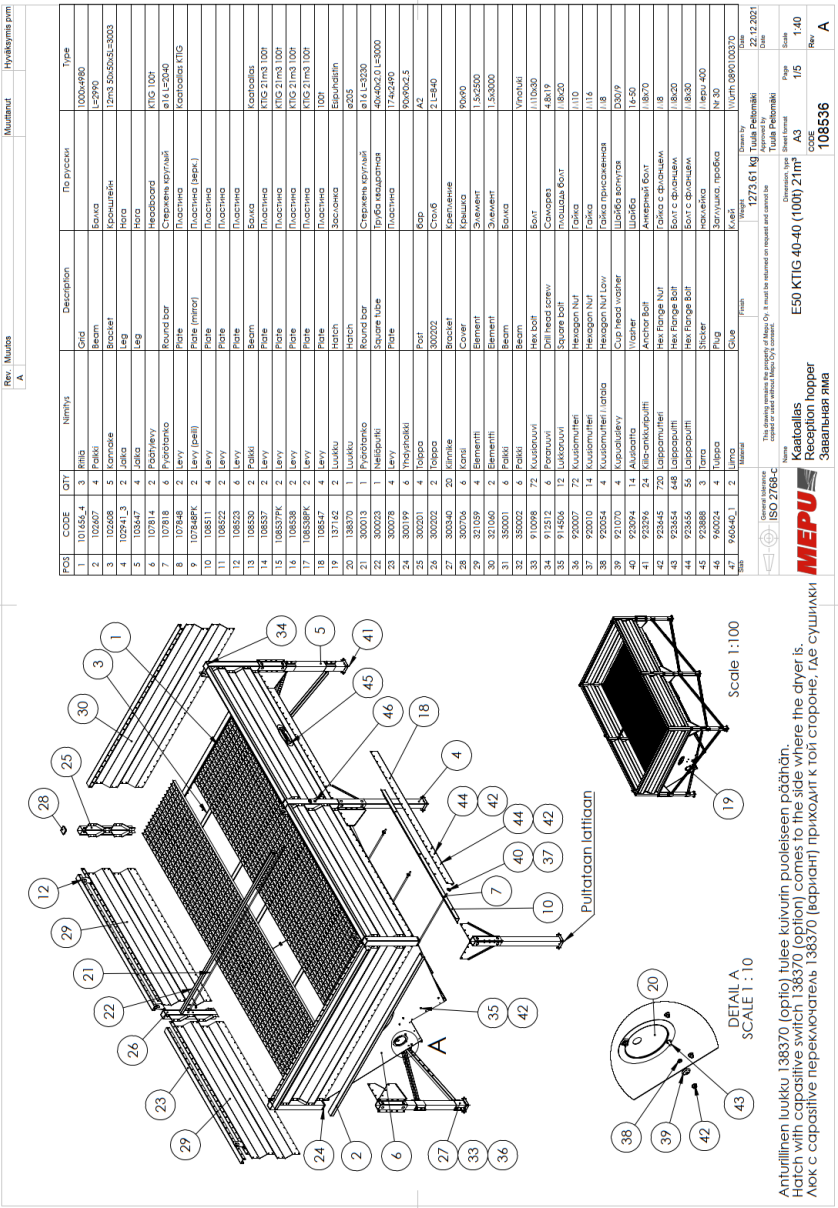

POS	CODE	QTY	Nimitys	Description	По русски	Type
1	101656_4	3	Ritilä	Grid		1000x4980
2	102607	4	Palkki	Beam	Балка	L=2990
3	102608	5	Kannake	Bracket	Кронштейн	12m3 50x50x5L=3003
4	102941_3	2	Jalka	Leg	Нога	
5	103647	4	Jalka	Leg	Нога	
6	107814	2	Pääty levy		Headboard	KTIG 100t
7	107818	6	Pyöröteräs	Round bar	Стержень круглый	ø16 L=2040
8	107848	1	Levy	Plate	Пластина	Kaatoallas KTIG
9	107848PK	2	Levy (peili)	Plate (mirror)	Пластина (зерк.)	
10	108511	4	Levy	Plate	Пластина	
11	108522	2	Levy	Plate	Пластина	
12	108523	6	Levy	Plate	Пластина	
13	108530	2	Palkki	Beam	Балка	Kaatoallas
14	108537	2	Levy	Plate	Пластина	KTIG 21m3 100t
15	108537PK	2	Levy	Plate	Пластина	KTIG 21m3 100t
16	108538	2	Levy	Plate	Пластина	KTIG 21m3 100t
17	108538PK	2	Levy	Plate	Пластина	KTIG 21m3 100t
18	108547	4	Levy	Plate	Пластина	100t
19	137162	2	Luukku	Hatch	Заслонка	Esipuhdistin
20	138370	1	Luukku	Hatch		ø205
21	300013	1	Pyöröteräs	Round bar	Стержень круглый	ø16 L=3230
22	300023	1	Neliöputki	Square tube	Труба квадратная	40x40x2.0 L=3000
23	300078	4	Levy	Plate	Пластина	174x2490
24	300199	6	Yläpohjaliikki			90x90x2.5
25	300201	4	Tappa	Post	Бар	A2
26	300202	2	Tappa	300202	Стойб	2 L=840
27	300340	20	Kannike	Bracket	Кронштейн	
28	300706	6	Kansi	Cover	Крышка	90x90
29	321059	4	Elementti	Element	Элемент	1.5x2500
30	321060	2	Elementti	Element	Элемент	1.5x3000
31	350001	6	Palkki	Beam	Балка	
32	350202	6	Palkki	Beam		Vinotuki
33	910098	72	Kuusiokuvi	Hex bolt	Болт	U10x30
34	912512	6	Pannuvi	Cap screw	Винтовка	4.8x19
35	914506	12	Lukituvi	Square bolt	Полный болт	U8x20
36	920007	72	Kuusiomutteri	Hexagon Nut	Гайка	U10
37	920010	14	Kuusiomutteri	Hexagon Nut	Гайка	U16
38	920054	4	Kuusiomutteri L-lohko	Hexagon Nut Low	Гайка приспособлена	U8
39	921070	4	Kupukuliteny	Cup head washer	Шайба выпуклая	D30/9
40	923094	14	Aluslevyllä	Washer	Шайба	14-50
41	923294	24	Kiinnityslaippuliitti	Anchor Bolt	Анкерный болт	U8x70
42	923445	720	Laippamutteri	Hex Flange Nut	Гайка с фланцем	U8
43	923454	648	Laippapuliitti	Hex Flange Bolt	Болт с фланцем	U8x20
44	923456	56	Laippapuliitti	Hex Flange Bolt	Болт с фланцем	U8x30
45	923888	2	Tappi	Stopper	Заглушка	U-профиль 400
46	940204	4	Tulppa	Plug	Заглушка пробка	Nr. 20
47	940401_1	2	Luma	Clout	Кобель	U-um 0890/100370
Item			Nimike	Name	Name	Code

Rev.	Muutos	Muuttanut	Hyväksymis pvm
A			

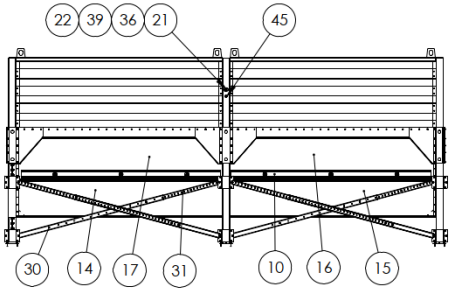



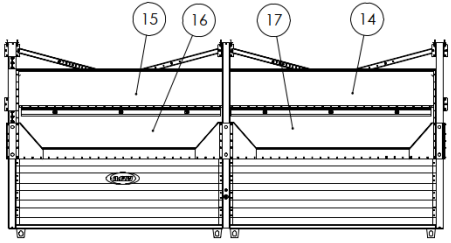

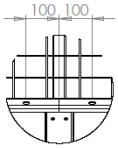

DETAIL B
SCALE 1 : 10

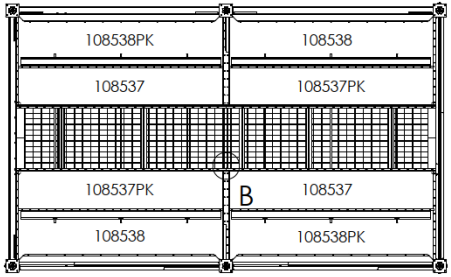

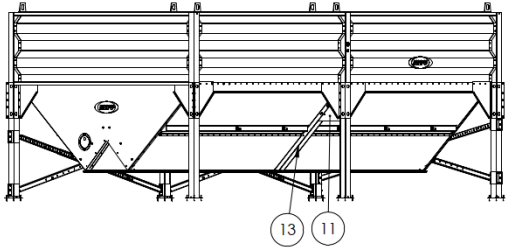

Slab	Material	Finish	Weight 1273.61 kg	Drawn by Tuula Peltomäki	Date 22.12.2021
General tolerance ISO 2768-c	This drawing remains the property of Mepu Oy. It must be returned on request and cannot be copied or used without Mepu Oy's consent.			Approved by Tuula Peltomäki	Date
MEPU	Name Kaatoallas Reception hopper Завальная яма	Dimension, type E50 KTIG 40-40 (100t) 21m³	Sheet format A3	Page 2/5	Scale 1:40
			CODE 108536		Rev A

Rev.	Muutos	Muuttanut	Hyväksymis pvm
A			

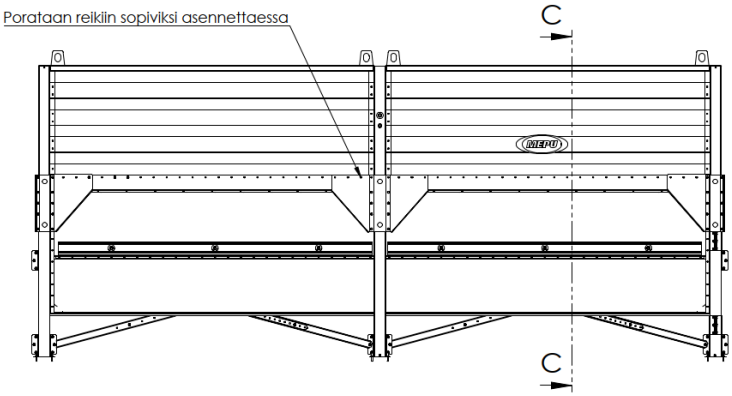

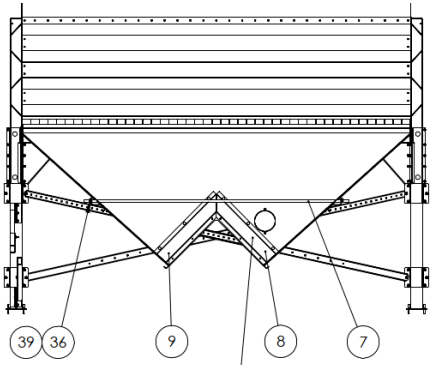

Peitelevyt 107848 ja 107848PK asennetaan kuljettimen asennuksen yhteydessä peittämään rako kuljettimen ja altaan päädyn välissä.

SECTION C-C

Slab	Material	Finish	Weight 1273.61 kg	Drawn by Tuula Peltomäki	Date 22.12.2021
General tolerance ISO 2768-c	This drawing remains the property of Mepu Oy. It must be returned on request and cannot be copied or used without Mepu Oy's consent.			Approved by Tuula Peltomäki	Date
MEPU	Name Kaatoallas Reception hopper Завальная яма		Dimension, type E50 KTIG 40-40 (100t) 21m³	Sheet format A3 / Page 3/5	Scale 1:25
				CODE 108536	Rev A

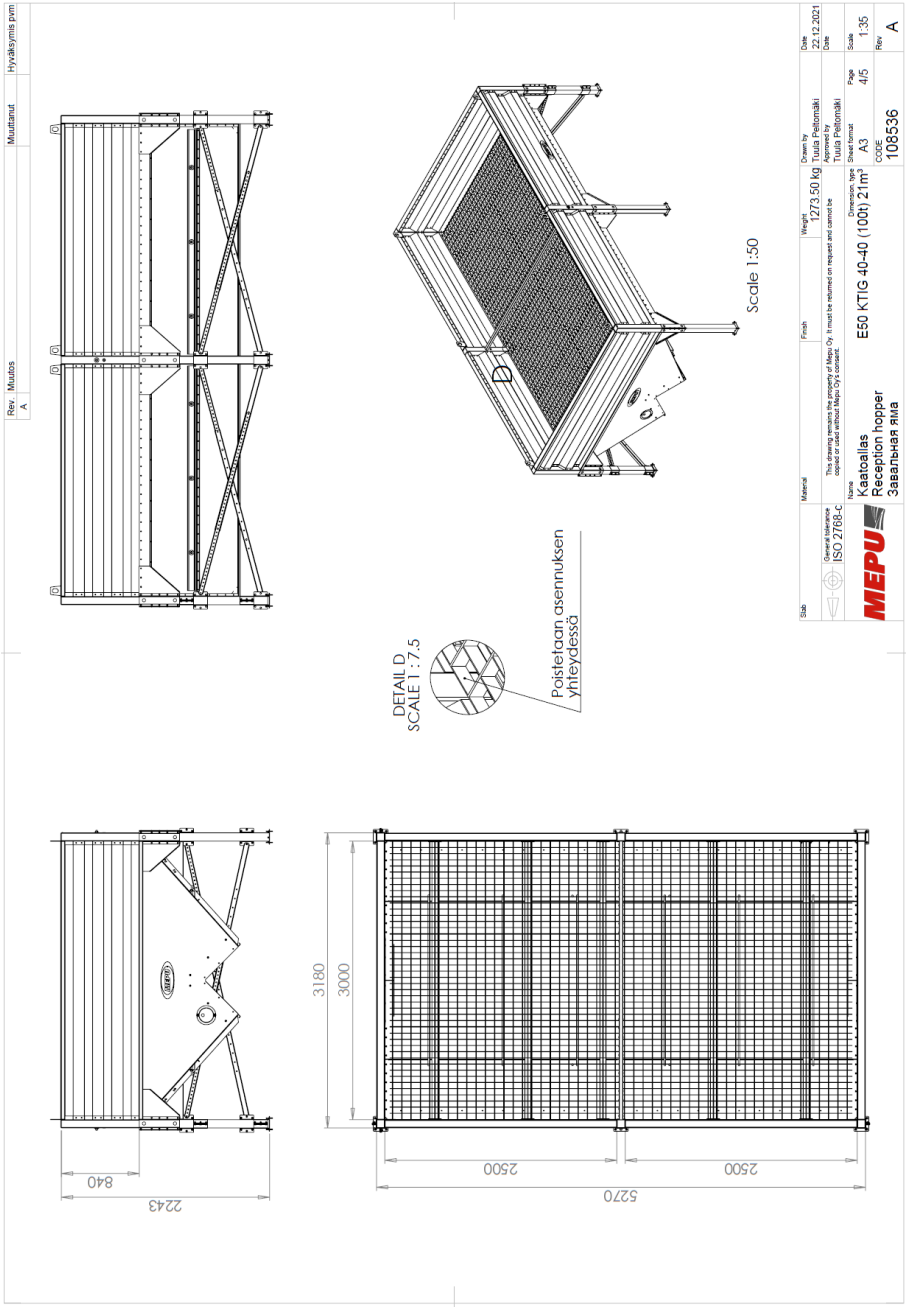
Rev.
Muutos
Muuttanut
Hyväksymis pvm
A
Scale 1:50
D
DETAIL D
SCALE 1 : 7.5
Poistetaan asennuksen yhteydessä
3180
3000
2500
2500
5270
840
2243
Slab
Material
Finish
Weight
1273.50 kg
Drawn by
Tuula Peltomäki
Date
22.12.2021
This drawing remains the property of Mepu Oy. It must be returned on request and cannot be copied or used without Mepu Oy's consent.
Approved by
Tuula Peltomäki
Date
General tolerance
ISO 2768-C
Name
Kaatoallas
Reception hopper
Завальная яма
Dimension, type
E50 KTIG 40-40 (100t) 21m³
Sheet format
A3
Page
4/5
Scale
1:35
CODE
108536
Rev
A

3.13. KTG 60t (108515B

Rev.	Muutos	Muuttanut	Hyväksymis pvm
B		Tuula Peltomäki	30.06.2021

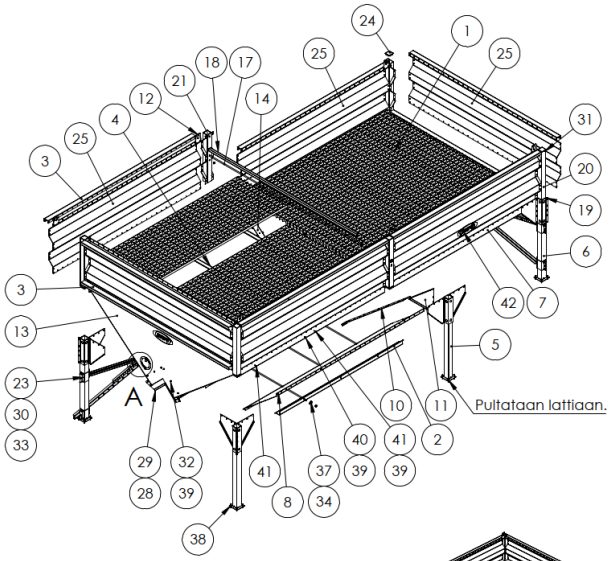

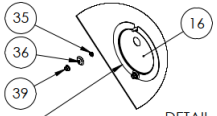

DETAIL A
SCALE 1 : 10

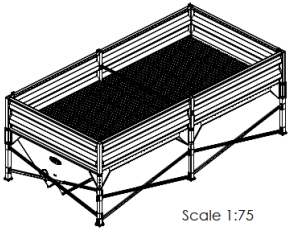

Scale 1:75

Anturillinen luukku 138370 (optio) tulee kuivurin puoleiseen päähän.
Hatch with capasitive switch 138370 (option) comes to the side where the dryer is.
Люк с capasitive переключатель 138370 (вариант) приходит к той стороне, где сушилки

POS	CODE	Default	Nimitys	Description	По русски	Type
1	101656_1	6	Ritilä	1000x2980		1000x2980
2	102583	4	Vahvikepalkki	Braced bar	Скоба бар	12m3
3	102607	8	Palkki	Beam	Балка	L=2990
4	102608	6	Kannake	Bracket	Кронштейн	12m3 50x50x5L=3003
5	102941_3	2	Jalka	Leg	Нога	
6	103647	4	Jalka	Leg	Нога	
7	107817	4	Vahvikepalkki	Braced bar	Скоба бар	KTIG 40-40 100t
8	108493	4	Levy	Plate	Пластина	12m3
9	108516	4	Levy	Plate	Пластина	L=3000
10	108517	2	Levy	Plate	Пластина	KTG
11	108518	2	Levy	Plate	Пластина	
12	108523	6	Levy	Plate	Пластина	
13	108524	2	Päätylevy		Headboard	KTG 60
14	108545	2	Peitelevy	Cover plate	Пластина	
15	137162	2	Luukku	Hatch	Заслонка	Esipuhdistin
16	138370	1	Luukku	Hatch		ø205
17	300013	1	Pyörötanko	Round bar	Стержень круглый	ø16 L=3230
18	300023	1	Neliöputki	Square tube	Труба квадратная	40x40x2.0 L=3000
19	300199	6	Yhdysholkki			90x90x2.5
20	300201	4	Tolppa	Post	бар	A2
21	300202	2	Tolppa	300202	Стойб	2 L=840
22	300259	6	Pyörötanko	Round bar	Стержень круглый	ø16 L=1940
23	300340	20	Kiinnike	Bracket	Крепление	
24	300706	6	Kansi	Cover	Крышка	90x90
25	321064	6	Elementti	Element	Элемент	2.0x3000
26	350001	6	Palkki	Beam	Балка	
27	350002	6	Palkki	Beam		Vinotuki
28	600464	2	Peitelevy	Cover plate	Пластина	
29	600464PK	2	Peitelevy	Cover plate	Пластина	
30	910098	72	Kuusioruuvi	Hex bolt	Болт	/.\10x30
31	912512	6	Poraruuvi	Drill head screw	Саморез	4.8x19
32	914506	12	Lukkoruuvi	Square bolt	площадь болт	/.\8x20
33	920007	72	Kuusiomutteri	Hexagon Nut	Гайка	/.\10
34	920010	14	Kuusiomutteri	Hexagon Nut	Гайка	/.\16
35	920054	4	Kuusiomutteri /.\ latala	Hexagon Nut Low	Гайка присаженная	/.\8
36	921070	4	Kupualuslevy	Cup head washer	Шайба вогнутая	D30/9
37	923094	14	Aluslaatta	Washer	Шайба	16-50
38	923296	24	Killa-ankkuripultti	Anchor Bolt	Анкерный болт	/.\8x70
39	923645	766	Laippamutteri	Hex Flange Nut	Гайка с фланцем	/.\8
40	923654	690	Laippapultti	Hex Flange Bolt	Болт с фланцем	/.\8x20
41	923656	60	Laippapultti	Hex Flange Bolt	Болт с фланцем	/.\8x30
42	923888	3	Tarra	Sticker	наклейка	/.\epu 400
43	960024	4	Tulppa	Plug	Заглушка, пробка	Nr 30
44	960640_1	2	Liima	Glue	Клей	Würth 0890100370

Stab	Material	Finish	Weight	Drawn by	Date
			1647.61 kg	Tuula Peltomäki	08.07.2020

General tolerance ISO 2768-c

This drawing remains the property of Mepu Oy. It must be returned on request and cannot be copied or used without Mepu Oy's consent.

Approved by: Tuula Peltomäki — Date:

Name: Kaatoallas / Reception hopper / Завальная яма

Dimension, type: E60 KTG (60t) 24m³

Sheet format: A3 — Page: 1/5 — Scale: 1:45

CODE: 108515 — Rev: B

Rev.	Muutos	Muuttanut	Hyväksymis pvm
B			

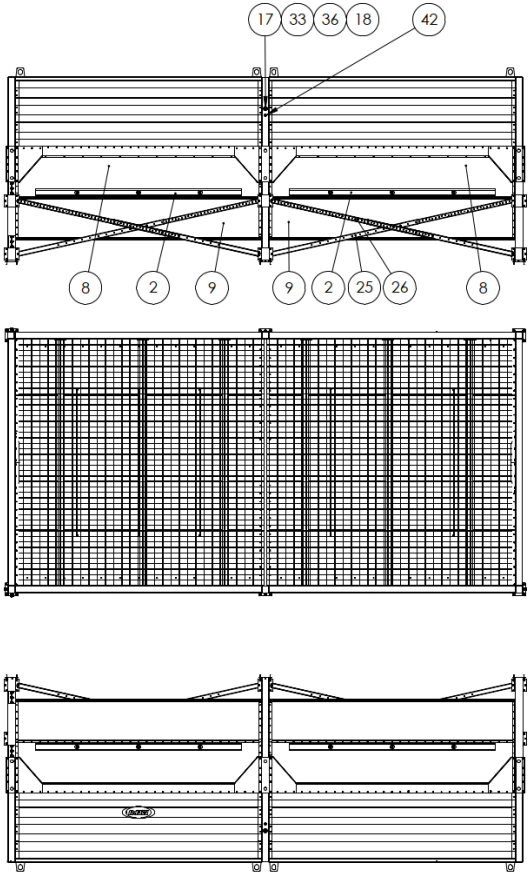

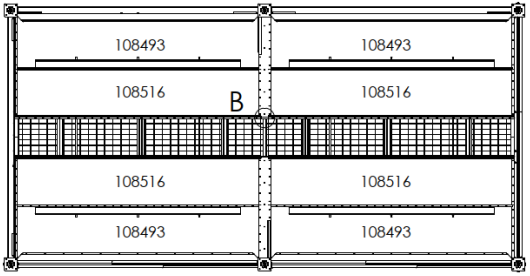

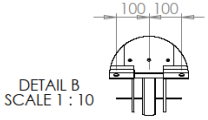

DETAIL B
SCALE 1 : 10

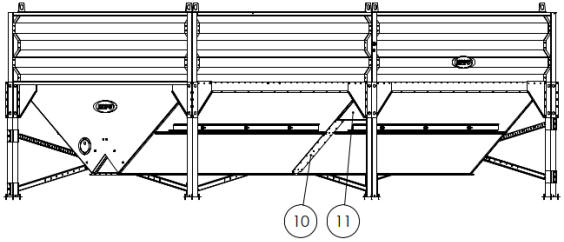

Slab	Material	Finish	Weight	Drawn by	Date
			1647.61 kg	Tuula Peltomäki	08.07.2020
General tolerance ISO 2768-c	This drawing remains the property of Mepu Oy. It must be returned on request and cannot be copied or used without Mepu Oy's consent.			Approved by Tuula Peltomäki	Date
MEPU	Name: Kaatoallas / Reception hopper / Завальная яма		Dimension, type: E60 KTG (60t) 24m³	Sheet format: A3 / Page: 2/5	Scale: 1:40
				CODE: 108515	Rev: B

Rev.	Muutos	Muuttanut	Hyväksymis pvm
B			

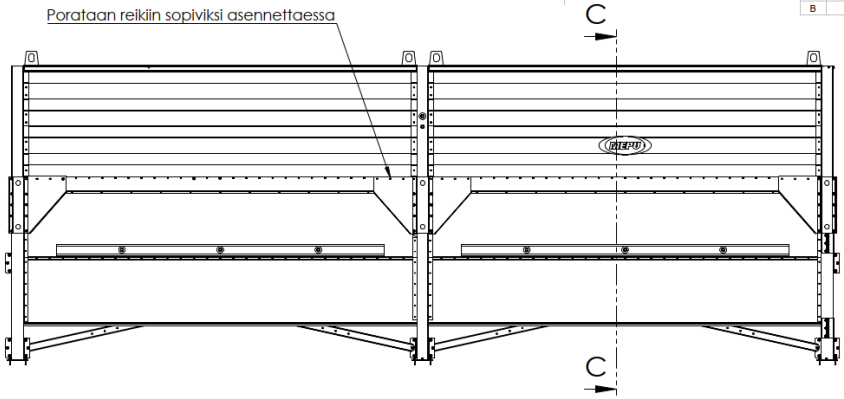

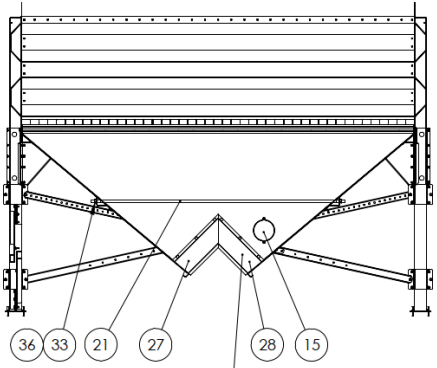

Peitelevyt 600464 ja 600464PK asennetaan kuljettimen asennuksen yhteydessä peittämään rako kuljettimen ja altaan päädyn välissä.

SECTION C-C

Slab	Material	Finish	Weight 1647.61 kg	Drawn by Tuula Peltomäki	Date 08.07.2020
General tolerance ISO 2768-c	This drawing remains the property of Mepu Oy. It must be returned on request and cannot be copied or used without Mepu Oy's consent.			Approved by Tuula Peltomäki	Date
MEPU	Name Kaatoallas Reception hopper Завальная яма		Dimension, type E60 KTG (60t) 24m³	Sheet format A3 / Page 3/5	Scale 1:25
				CODE 108515	Rev B

Rev.	Muutos	Muuttanut	Hyväksymis pvm
B			

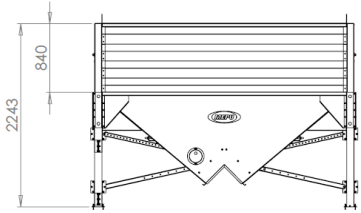

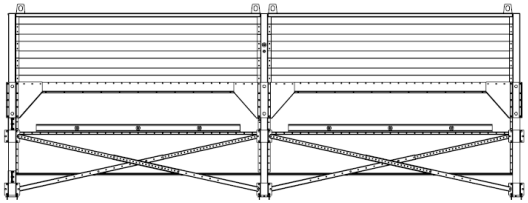

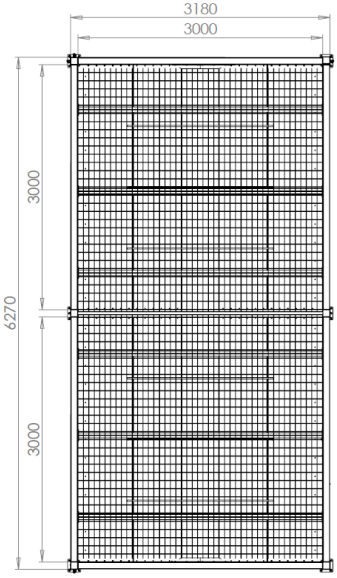

DETAIL D
SCALE 1 : 7.5

Poistetaan asennuksen yhteydessä

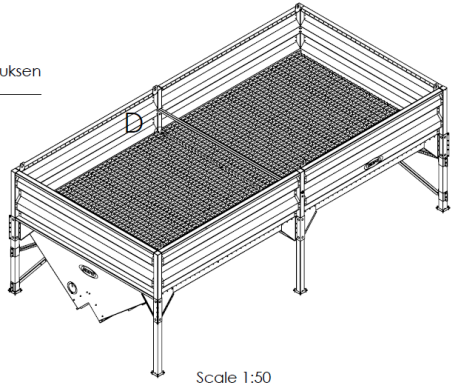

Scale 1:50

Slab	Material	Finish	Weight	Drawn by	Date
			1647.61 kg	Tuula Peltomäki	08.07.2020
General tolerance: ISO 2768-c	This drawing remains the property of Mepu Oy. It must be returned on request and cannot be copied or used without Mepu Oy's consent.			Approved by: Tuula Peltomäki	Date
	Name: Kaatoallas / Reception hopper / Завальная яма		Dimension, type: E60 KTG (60t) 24m³	Sheet format: A3	Page: 4/5
				CODE: 108515	Scale: 1:40
					Rev: B

3.14. KTIG 30-40 80t (108385_1B)

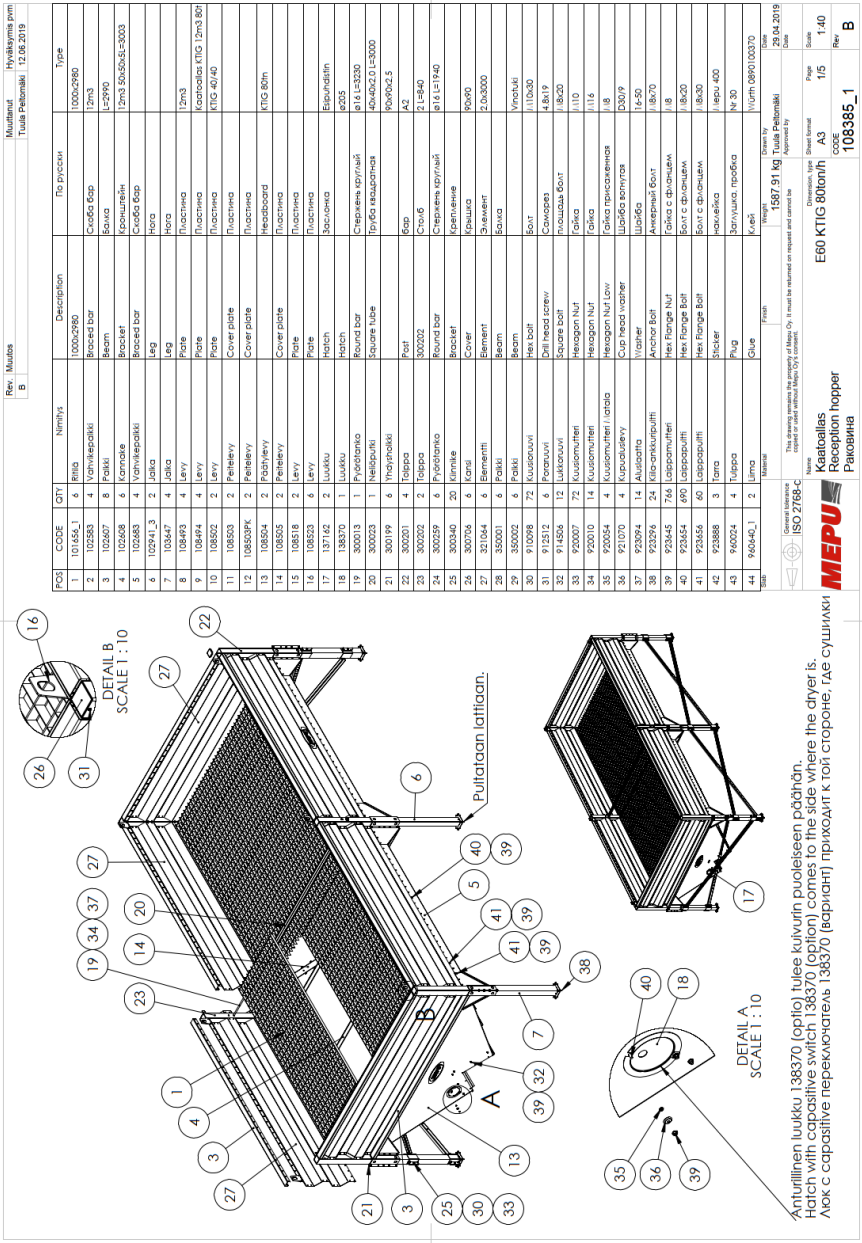

Rev.	Muutos	Muuttanut	Hyväksymis pvm
B			

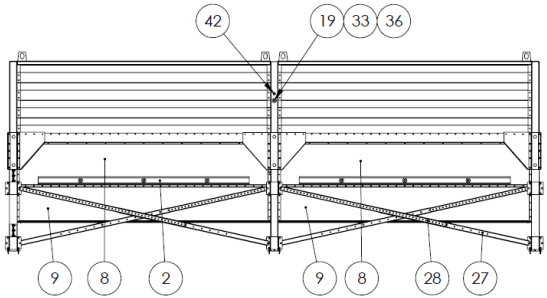

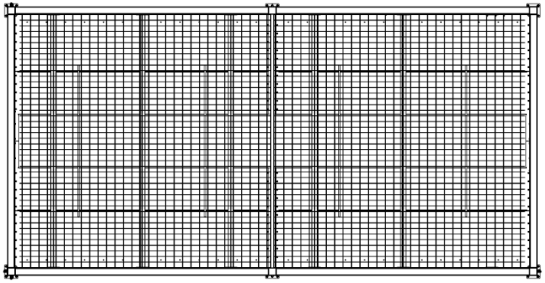

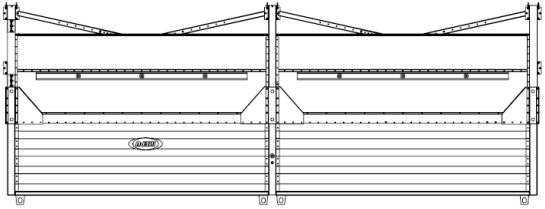

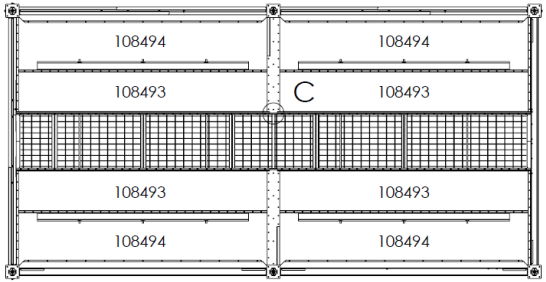

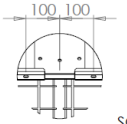

DETAIL C
SCALE 1 : 10

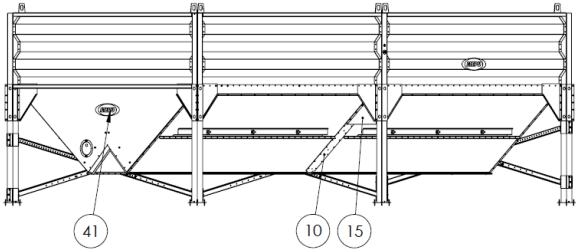

Slab	Material	Finish	Weight	Drawn by	Date
			1586.19 kg	Tuula Peltomäki	29.04.2019
General tolerance ISO 2768-c	This drawing remains the property of Mepu Oy. It must be returned on request and cannot be copied or used without Mepu Oy's consent.			Approved by Tuula Peltomäki	Date
	Name		Dimension, type	Sheet format / Page	Scale
MEPU	Kaatoallas Reception hopper Раковина		E60 KTIG 80ton/h	A3 2/5	1:40
				CODE 108385_1	Rev B

Rev.	Muutos	Muuttanut	Hyväksymis pvm
B			

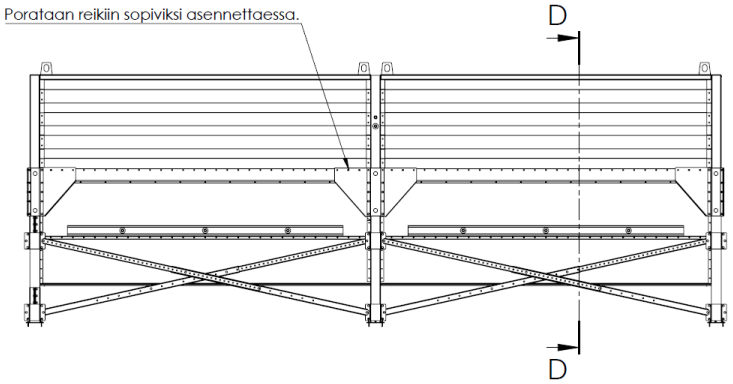

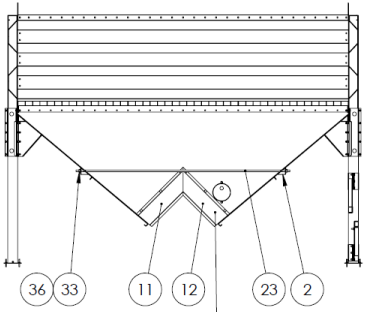

SECTION D-D

Peitelevyt 108503 ja 108503PK asennetaan kuljettimen asennuksen yhteydessä peittämään rako kuljettimen ja altaan päädyn välissä.

Slab	Material	Finish	Weight 1586.19 kg	Drawn by Tuula Peltomäki	Date 29.04.2019
General tolerance ISO 2768-c	This drawing remains the property of Mepu Oy. It must be returned on request and cannot be copied or used without Mepu Oy's consent.			Approved by Tuula Peltomäki	Date
MEPU	Name Kaatoallas Reception hopper Раковина		Dimension, type E60 KTIG 80ton/h	Sheet format A3 / Page 3/5	Scale 1:30
				CODE 108385_1	Rev B

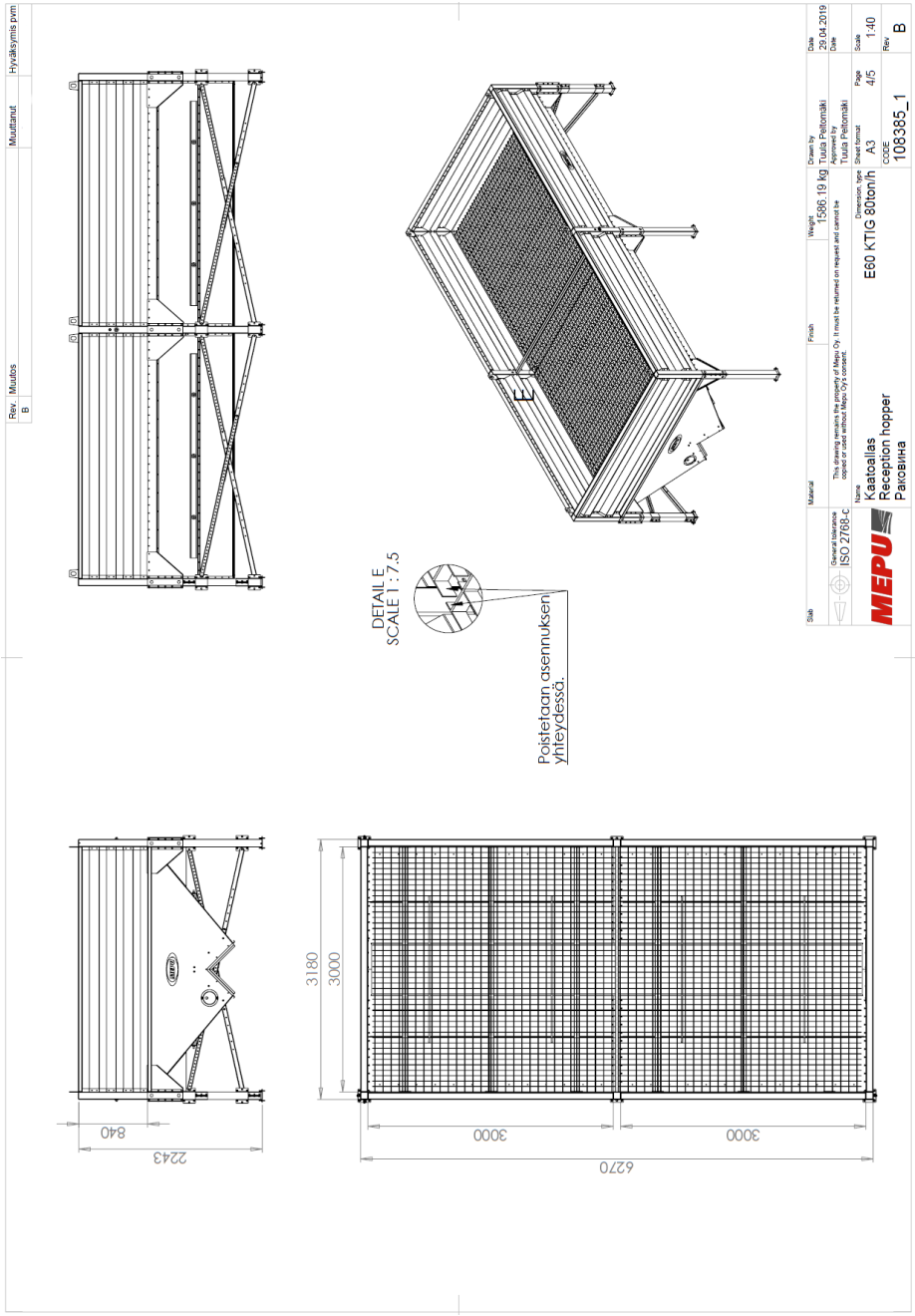
Rev.
Muutos
Muuttanut
Hyväksymis pvm
B
DETAIL E
SCALE 1 : 7.5
E
Poistetaan asennuksen yhteydessä.
Slab
Material
Finish
Weight
1586.19 kg
Drawn by
Tuula Peltomäki
Approved by
Tuula Peltomäki
Date
29.04.2019
Date
This drawing remains the property of Mepu Oy. It must be returned on request and cannot be copied or used without Mepu Oy's consent.
General tolerance
ISO 2768-c
Name
Kaatoallas
Reception hopper
Раковина
MEPU
E60 KTIG 80ton/h
Dimension, type
Sheet format
A3
Page
4/5
Scale
1:40
Code
108385_1
Rev
B
840
2243
3180
3000
3000
3000
6270

3.15. KTIG 40-40 100t (107813_3D)

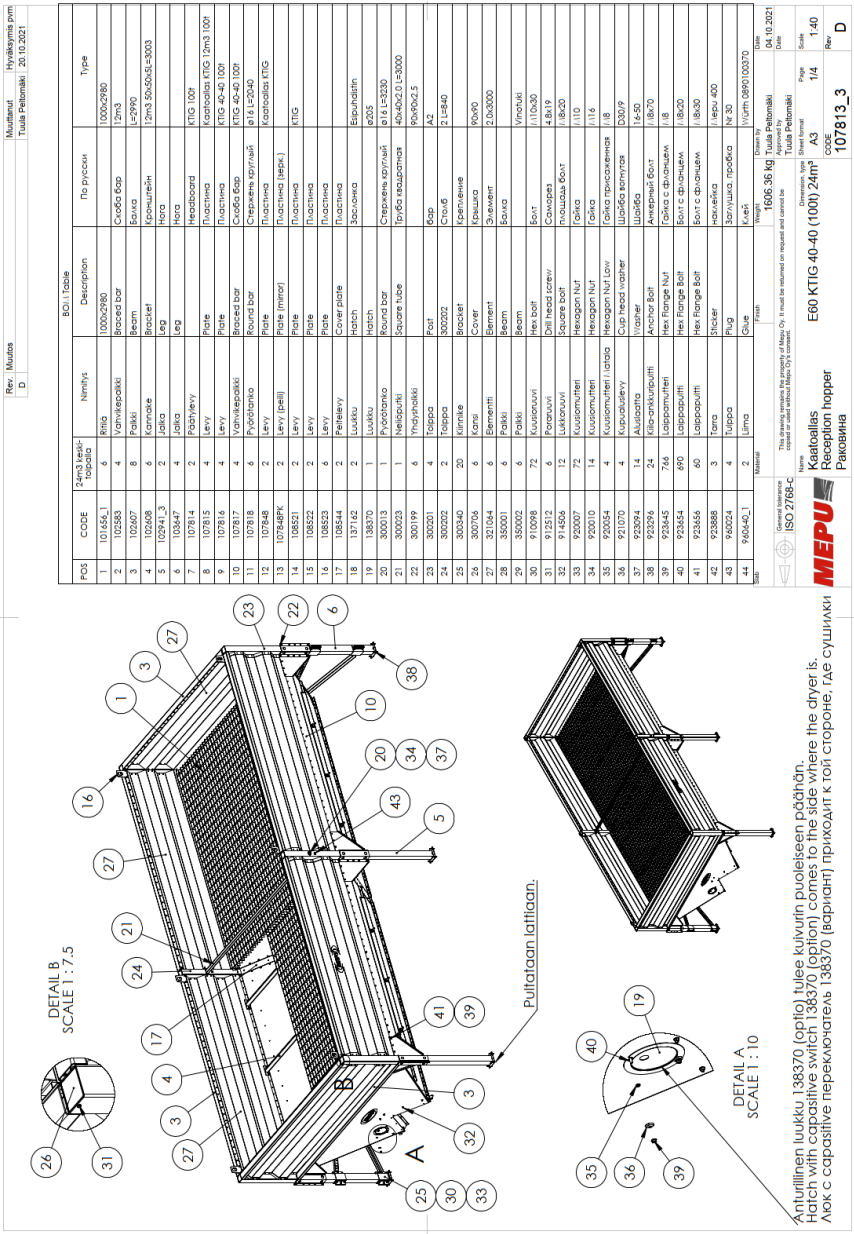

Rev.	Muutos	Muuttanut	Hyväksymis pvm
D			

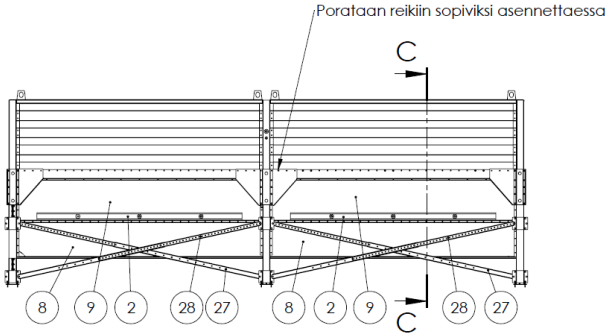

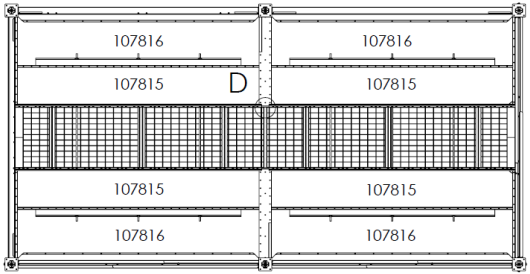

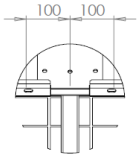

DETAIL D
SCALE 1 : 7.5

SECTION C-C

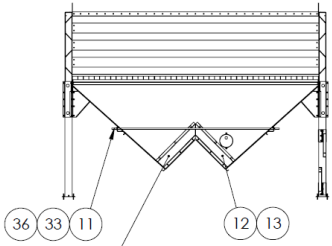

Peitelevyt 107848 ja 107848PK asennetaan kuljettimen asennuksen yhteydessä peittämään rako kuljettimen ja altaan päädyn välissä.

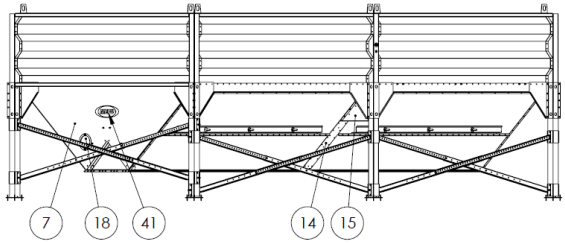

Slab	Material	Finish	Weight	Drawn by	Date
			1606.36 kg	Tuula Peltomäki	04.10.2021
General tolerance ISO 2768-c	This drawing remains the property of Mepu Oy. It must be returned on request and cannot be copied or used without Mepu Oy's consent.			Approved by Tuula Peltomäki	Date
MEPU	Name Kaatoallas Reception hopper Раковина		Dimension, type E60 KTIG 40-40 (100t) 24m³	Sheet format A3 / Page 2/4	Scale 1:40
				CODE 107813_3	Rev D

Rev.	Muutos	Muuttanut	Hyväksymis pvm
D			

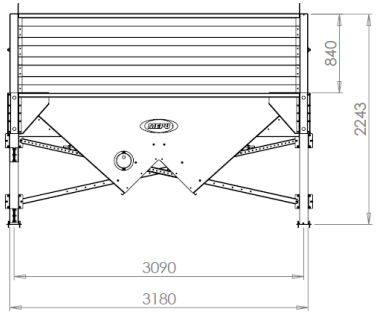

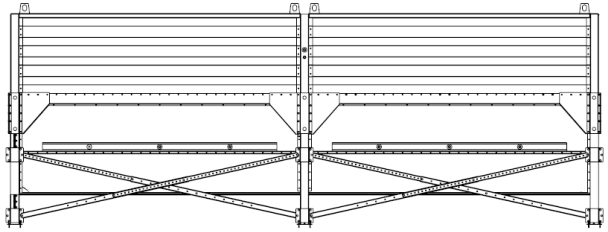

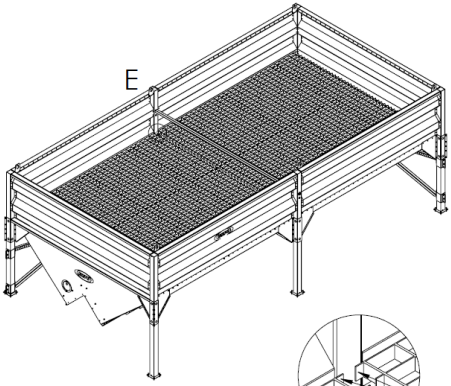

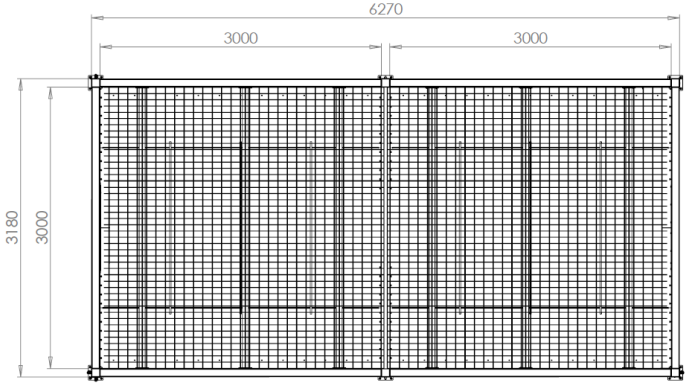

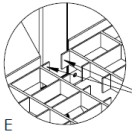

Poistetaan asennuksen yhteydessä

DETAIL E
SCALE 1 : 7.5

Slab	Material	Finish	Weight 1606.36 kg	Drawn by Tuula Peltomäki	Date 04.10.2021
General tolerance ISO 2768-c	This drawing remains the property of Mepu Oy. It must be returned on request and cannot be copied or used without Mepu Oy's consent.			Approved by Tuula Peltomäki	Date
MEPU	Name Kaatoallas Reception hopper Раковина		Dimension, type E60 KTIG 40-40 (100t) 24m³	Sheet format A3 / Page 3/4	Scale 1:35
				CODE 107813_3	Rev D

MEPU Oy
Mynämäentie 59, FI-21900 Yläne, Finland
+358 2 275 4444 | mepu@mepu.com | www.mepu.com