



# INTAKE HOPPERS



**WIDE RANGE**

## **INTAKE HOPPERS**

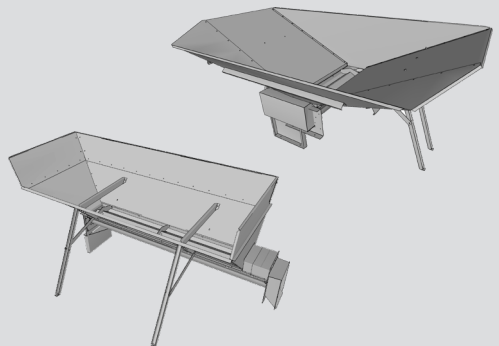


The Mepu range includes small and large hoppers to meet the needs of all customers. We offer drive-over hoppers, self-supporting hoppers equipped with chain conveyor, and traditional intake pits for dryer houses. The hoppers are assembled using bolted joints.

The chain conveyors and bucket elevators of Mepu hoppers are seamlessly compatible with Mepu dryers and other equipment. Owing to our wide product range, assembly of functional solutions excellent for grain handling is easy.

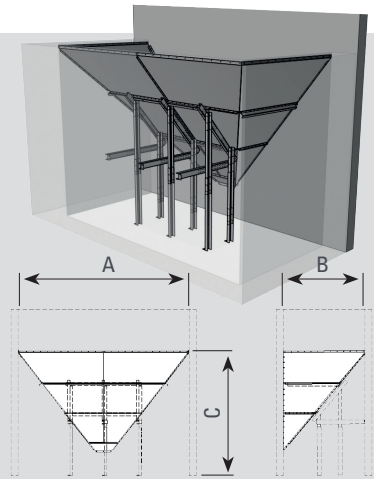
### **LONGITUDINAL AND TRANSVERSE INTAKE HOPPER**

A traditional 1,3m<sup>3</sup> hopper compatible with all dryers, the auger of which moves the grain gently to the elevator. The hopper of the bucket elevator model is equipped with its own motor. The hopper configuration can be switched.



## INTAKE PIT

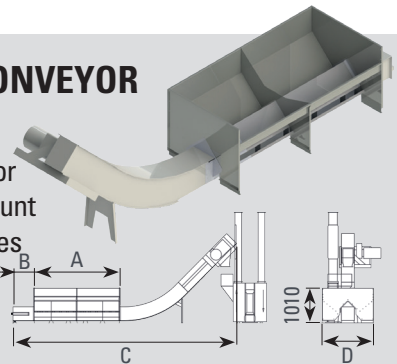
The simple and robust intake pit assembled inside concrete walls by bolted joints is good for dryer houses and mobile dryers equipped with a bucket elevator. The intake pit can be connected directly to the bucket elevator, in which case the grain flows by gravity. Grates and support set assembled by bolted joints under the hopper are available as accessories.



Model	A [mm]	B [mm]	C [mm]	[m <sup>3</sup> ]
2 x 4	3 950	1 890	3 032	7,6
2 x 5	4 950	1 890	3 032	9,5
2,5 x 5	4 950	2 390	3 618	12,4
3 x 6	5 950	2 890	4 229	21

## LOW INTAKE HOPPER WITH CHAIN CONVEYOR

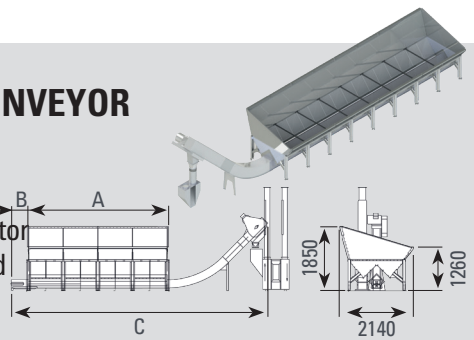
A hopper set assembled on level ground and including a chain conveyor and the required elevator connection components. You can load a larger amount of grain into the hopper and the chain conveyor takes care of transporting the grain. The hopper does not require additional support structures around it. The tipping height exceeds that of the lower options.



Model	A [mm]	B [mm]	C [mm]	D [mm]	[m <sup>3</sup> ]
KTG (60t)	2 500	600	5 901	1 260	2
KTG (60t)	3 500	600	6 900	1 260	3
KTIG 30-40 (80t)	2 500	600	6 543	1 500	2,5
KTIG 30-40 (80t)	3 500	600	7 543	1 500	3,5
KTIG 30-40 (100t)	2 500	600	6 554	1 500	2,5
KTIG 30-40 (100t)	3 500	600	7 554	1 500	3,5

## INTAKE HOPPER WITH CHAIN CONVEYOR

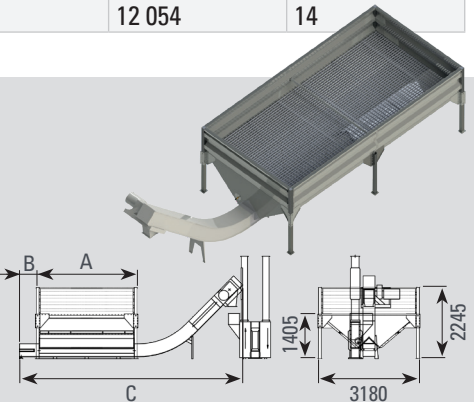
A low and light hopper quickly assembled on level ground, includes a chain conveyor and pivoted couplings for connection to the elevator. This means that the hopper can be positioned quite freely with respect to the elevator.



Model	A [mm]	B [mm]	C [mm]	[m <sup>3</sup> ]
KTG (60t)	4 000	600	7 400	7
KTG (60t)	6 000	600	9 400	10
KTG (60t)	8 000	600	11 400	14
KTIG 30-40 (80t)	4 000	600	8 043	7
KTIG 30-40 (80t)	6 000	600	10 043	10
KTIG 30-40 (80t)	8 000	600	12 043	14
KTIG 30-40 (100t)	4 000	600	8 054	7
KTIG 30-40 (100t)	6 000	600	10 054	10
KTIG 30-40 (100t)	8 000	600	12 054	14

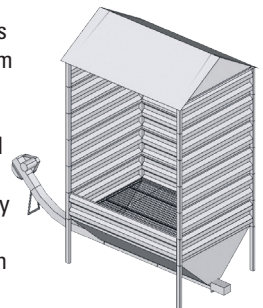
## LARGE INTAKE HOPPER WITH CHAIN CONVEYOR

A more robust version of the low Mepu hopper with the same features. Compatible with all dryers equipped with a bucket elevator. Owing to the great size, the hopper can also be used for grain storage.



Model	A [mm]	B [mm]	C [mm]	[m <sup>3</sup> ]
KTG (60t)	2 180	600	5 400	9
KTG (60t)	3 180	600	6 400	12
KTG (60t)	4 270	600	7 400	18
KTIG 30-40 (80t)	3 180	600	7 043	12
KTIG 30-40 (80t)	4 270	600	8 043	18
KTIG 40-40 (100t)	3 180	600	7 053	12
KTIG 40-40 (100t)	4 270	600	8 053	18
KTIG 40-40 (100t)	6 285	600	10 053	24

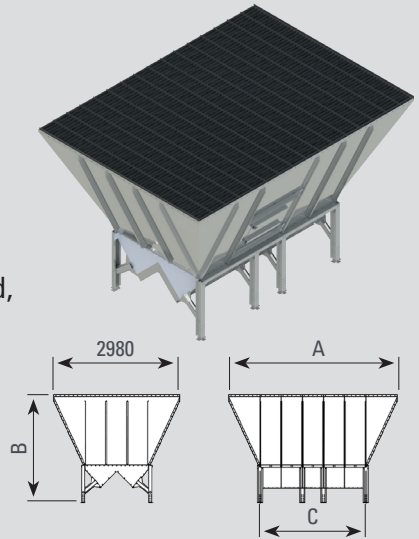
For large intake hoppers (length 3180mm or 4270mm) there's available steel canopy as an option! Canopy height can be increased with extra layers.



## DRIVE-OVER INTAKE HOPPER

Intake hopper assembled inside concrete walls and equipped with an efficient chain conveyor for applications that require a large grain reception capacity.

The hopper is steep-sided and smooth-surfaced, which efficiently prevents arching. Cleaning of the hopper is easy owing to a manhole in the side wall. The additional equipment available includes support beams for embedding in cast concrete and sturdy grates allowing driving over the hopper by tractor or truck.



Model	A [mm]	B [mm]	C [mm]	[kg]	[m <sup>3</sup> ]
KTG (60t)	2 980	2 632	1 500	630	9,5
KTG (60t)	3 480	2 632	2 000	730	11,5
KTG (60t)	3 980	2 632	2 500	840	13,5
KTG (60t)	4 480	2 632	3 000	950	16
KTG (60t)	4 980	2 632	3 500	1 050	18
KTIG 20-40 (60t)	2 980	2 632	1 500	620	9,5
KTIG 20-40 (60t)	3 480	2 632	2 000	720	11,5
KTIG 20-40 (60t)	3 980	2 632	2 500	820	13,5
KTIG 20-40 (60t)	4 480	2 632	3 000	920	16
KTIG 20-40 (60t)	4 980	2 632	3 500	1 020	18
KTIG 30-40 (80t)	2 980	2 592	1 500	620	9,5
KTIG 30-40 (80t)	3 480	2 592	2 000	720	11,5
KTIG 30-40 (80t)	3 980	2 592	2 500	820	13,5
KTIG 30-40 (80t)	4 480	2 592	3 000	900	16
KTIG 30-40 (80t)	4 980	2 592	3 500	1 000	18
KTIG 40-40 (100t)	2 980	2 552	1 500	600	9,4
KTIG 40-40 (100t)	3 480	2 552	2 000	700	11,5
KTIG 40-40 (100t)	3 980	2 552	2 500	800	13,6
KTIG 40-40 (100t)	4 480	2 552	3 000	890	15,6
KTIG 40-40 (100t)	4 980	2 552	3 500	980	17,7

**CONTACT US!**

**[www.mepu.com](http://www.mepu.com)**



Mepu Oy reserves the right to make changes in the range, i.e. to the model, colour, equipment and price changes to the products it supplies, without any prior notification. The standard delivery contents of products may vary between different market areas. The photos in this brochure and in other publications may display equipment that are not included in the standard delivery. The performance values and technical specifications are intended as a guide. Check the delivery contents of the product with your Mepu reseller.



**MEPU Oy**

Mynämäentie 59, 21900 Yläne, Finland  
tel. +358 2 275 4444, [mepu@mepu.com](mailto:mepu@mepu.com)

